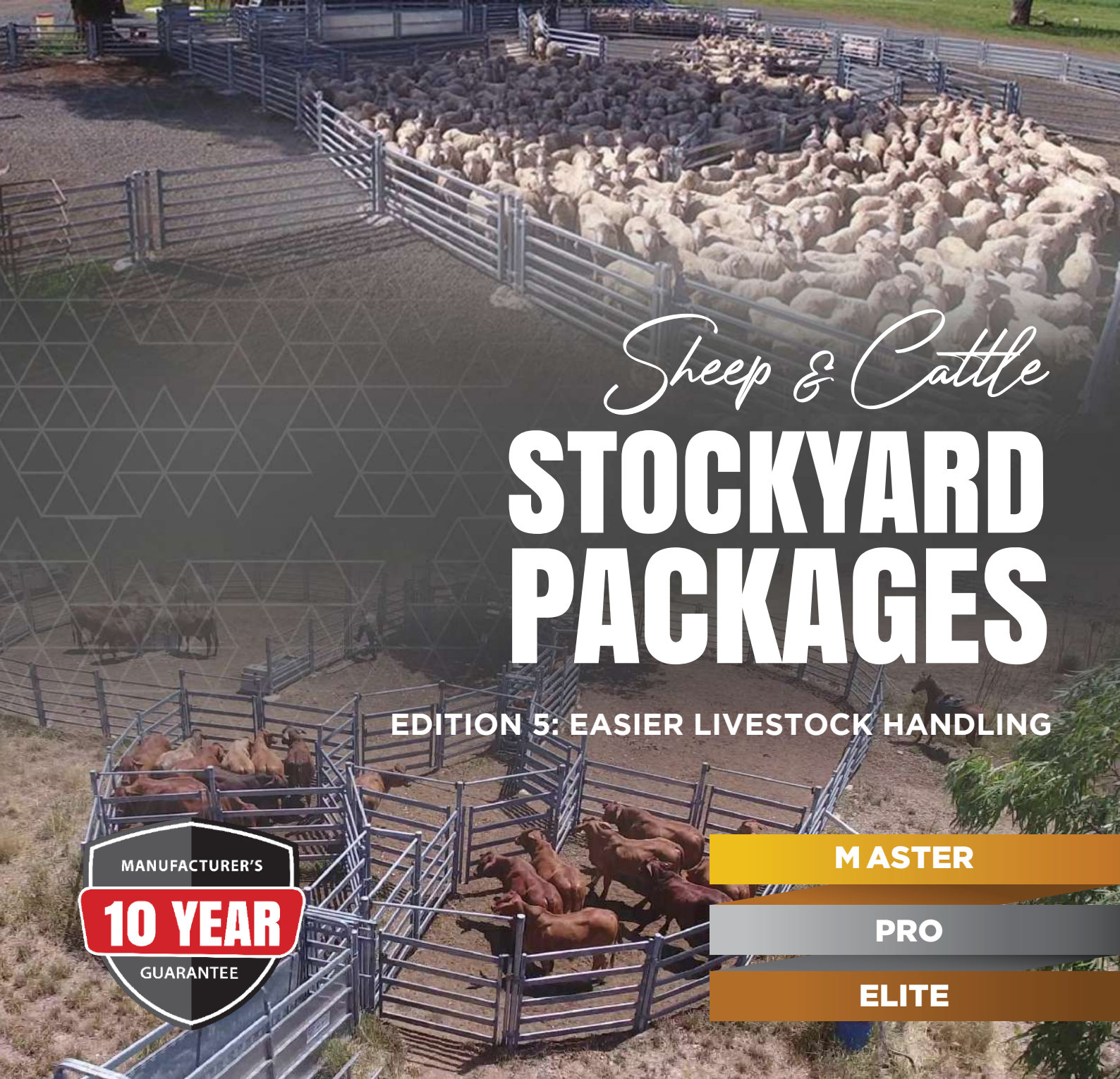


# ARROWQUIP

EASIER LIVESTOCK HANDLING



*Sheep & Cattle*

# STOCKYARD PACKAGES

EDITION 5: EASIER LIVESTOCK HANDLING

MANUFACTURER'S

**10 YEAR**

GUARANTEE

**MASTER**

**PRO**

**ELITE**

 Free Call 1800 814 107

 [Arrowquip.com.au](http://Arrowquip.com.au)

# PACKAGE DEALS

YOUR STOCKYARD - YOUR BUDGET

**Arrowquip manufactures a wide range of stock handling equipment that allows you to create exactly what you need.**

To help you choose the right stockyard for your needs, we have designed and developed a number of packages to suit a variety of requirements. These modular systems are designed to leverage animal science to make handling stock easier, faster and safer, and come in three different grades.



## MASTER

Super Heavy Duty



## PRO

Heavy Duty



## ELITE

Medium Duty - Imported Rail



Find your local dealer who has display stock: [www.arrowquip.com.au/find-dealer](http://www.arrowquip.com.au/find-dealer)



# TABLE OF CONTENTS

|                                   |   |
|-----------------------------------|---|
| Cattle Panel Specifications ..... | 4 |
| Sheep Panel Specifications .....  | 5 |
| Arrowquip Promise .....           | 6 |

## CATTLE

| Semi-permanent Cattle Yards | 7  | Permanent Cattle Yards | 17 |
|-----------------------------|----|------------------------|----|
| 10 Head                     | 8  | 55 Head with Bud Flow  | 18 |
| 30 Head                     | 9  | 90 Head                | 19 |
| 55 Head with Bud Flow       | 10 | 140 Head with Bud Flow | 20 |
| 55 Head                     | 11 | 210 Head               | 21 |
| 82 Head                     | 12 | 300 Head               | 22 |
| 140 Head                    | 13 | 360 Head               | 24 |
| 140 Head with Bud Flow      | 14 | 550 Head               | 26 |
| 210 Head                    | 15 | 580 Head               | 28 |
| Client Testimonial          | 16 | 600 Head               | 30 |
|                             |    | 640 Head               | 32 |
|                             |    | 900 Head               | 34 |
|                             |    | 1400 Head              | 36 |

|                         |       |
|-------------------------|-------|
| Q-Flow .....            | 38-39 |
| Bud Flow Packages ..... | 40-41 |
| Cattle Crushes .....    | 42-43 |
| Loading Ramp .....      | 44    |
| Combo Yards .....       | 45    |

## SHEEP


| Semi-permanent Sheep Yards | 46 | Permanent Sheep Yards | 58 |
|----------------------------|----|-----------------------|----|
| 50 Head                    | 47 | 710 Head              | 59 |
| 110 Head                   | 48 | 1400 Head             | 60 |
| 140 Head                   | 49 | 1900 Head             | 61 |
| 250 Head                   | 50 | 2500 Head             | 62 |
| 400 Head                   | 51 | 2700 Head             | 64 |
| 710 Head                   | 52 | 2800 Head             | 66 |
| 1050 Head                  | 53 | 3400 Head             | 68 |
| 1450 Head                  | 54 |                       |    |
| 1530 Head                  | 55 |                       |    |
| 1800 Head                  | 56 |                       |    |
| Client Testimonial         | 57 |                       |    |

|                                   |       |
|-----------------------------------|-------|
| Sheep Draft Module .....          | 70    |
| Sheep Loading Ramps.....          | 71    |
| V-Express Machine .....           | 72    |
| Portable Sheep Yard .....         | 73    |
| Horse Round Yards .....           | 74    |
| Shade Solutions .....             | 75    |
| Recent Cattle Yard Projects ..... | 76-77 |
| Recent Sheep Yard Projects .....  | 78-79 |
| Livestock Handling Advice .....   | 80-82 |
|                                   | 83    |



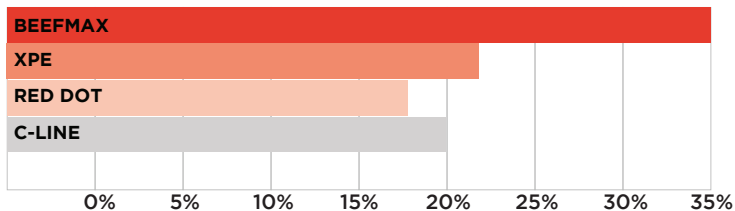
# CATTLE PANEL

## SPECIFICATIONS

|                | ELITE  |  | PRO   | MASTER   |
|----------------|--|--|---|--|
|                | <br><b>C-LINE</b> | <br><b>DuraGal®<br/>RED DOT</b> | <br><b>DuraGal®<br/>XPE</b> | <br><b>DuraGal®<br/>BEEFMAX</b> |
| Rail Size      | 60x30 1.6mm oval rail  | 53x35 1.6mm oval rail  | 66x44 1.6mm oval rail   | 115x42 1.6mm oval rail   |
| Rail Qty.      | 6  | 6  | 6   | 5  |
| Upright        | 40x40 1.6mm square   | 40x40 1.6mm square   | 50x50 1.6mm square  | 50x50 1.6mm square   |
| Galvanisation  | Pre-Gal 50g/m2   | <b>Duragal®</b> 200g/m2  | <b>Duragal®</b> 200g/m2   | <b>Duragal®</b> 200g/m2  |
| Steel Strength | Low-Med tensile strength<br>100 MPa  | Med-High tensile<br>strength 350-450 MPa   | Med-High tensile<br>strength 350-450 MPa  | Med-High tensile<br>strength 350-450 MPa   |
| Gate Framing   | 40 x40 x 1.6mm square  | 40 x40 x 2mm square  | 50 x 50 x 2.5mm square  | 50x50 x 2.5mm square   |
| Gate Bows      | Joined   | Rolled   | Rolled  | Rolled   |
| Gate Hinges    | Steel Hinges (WOP/WOS)   | Steel Hinges (WOP/WOS)   | Nylon bushed  | Nylon bushed   |
| Gate Latch     | Chain  | Chain / Bolt Latch   | Chain / Slam  | Chain / Slam   |
| Lug Size       | 5mm  | 5mm  | 5mm   | 5mm  |
| Lug Attachment | Standard weld  | Double pressure weld   | Double pressure weld  | Double pressure weld   |

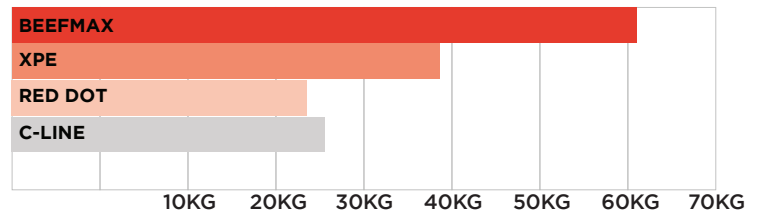
### VISIBILITY

THE HIGHER THE VISIBILITY, THE BETTER THE STOCKFLOW



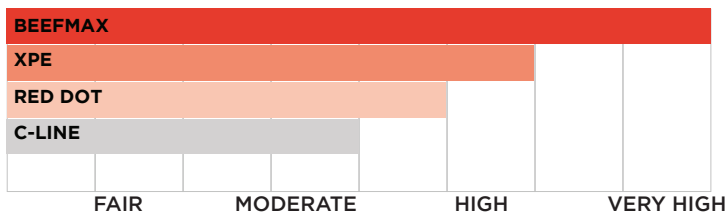
### STABILITY (WEIGHT)

TOTAL WEIGHT OF EACH PANEL, AND INDICATION OF STABILITY ONCE INSTALLED



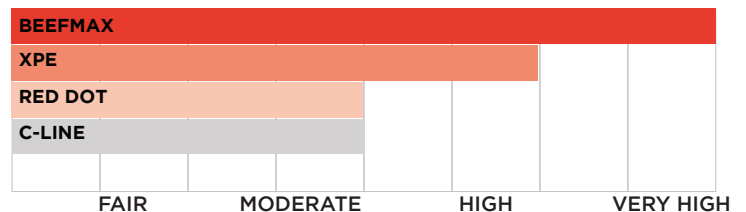
### STRENGTH

THE HIGHER THE TENSILE STRENGTH, THE MORE FORCE A RAIL CAN WITHSTAND



### NON-BRUISE RATING

THE ABILITY FOR EACH RAIL TYPE TO MINIMISE BRUISING ON STOCK







Arrowquip partners with Austube Mills for the supply of DuraGal steel for all livestock handling equipment that is manufactured at the factory plant in Tamworth NSW. We choose only first grade high tensile, Australian galvanised steel, that not only meets strict Australian standards, but is also traceable and environmentally sustainable. Backed by our 10 year workmanship guarantee, your Arrowquip purchase will continue to deliver you peace of mind for decades to come.



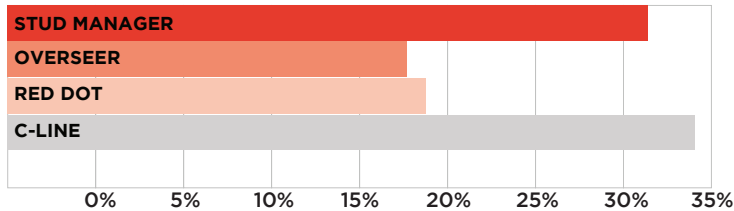


# SHEEP PANEL SPECIFICATIONS

|                | ELITE  |  | PRO  | MASTER  |
|----------------|--|--|--|---|
|                | <br><b>C-LINE</b> | <br><b>DuraGal®<br/>RED DOT</b> | <br><b>DuraGal®<br/>OVERSEER</b> | <br><b>DuraGal®<br/>STUD MANAGER</b> |
| Rail Size      | 60x30 1.6mm oval rail  | 53x35 1.6mm oval - top rail<br>20NB pipe - 5 lower rails   | 50x50 1.6mm square - top rail<br>25x25 1.6mm square - 5 lower rails  | 66x44 1.6mm oval - top rail<br>53x35 1.6mm oval - 5 lower rails   |
| Rail Qty.      | 6  | 6  | 6  | 5   |
| Upright        | 40x40 1.6mm square   | 50x50 1.6mm square   | 50x50 1.6mm square   | 50x50 1.6mm square  |
| Galvanisation  | Pre-Gal 50g/m2   | <b>Duragal®</b> 200g/m2  | <b>Duragal®</b> 200g/m2  | <b>Duragal®</b> 200g/m2   |
| Steel Strength | Low-Med tensile strength<br>100 MPa  | Med-High tensile strength<br>350-450 MPa   | Med-High tensile strength<br>350-450 MPa   | Med-High tensile strength<br>350-450 MPa  |
| Gate Framing   | 65x65 1.6mm square   | 50x50 2.5mm square   | 50x50 2.5mm square   | 65x65 2.5mm square  |
| Gate Hinges    | Metal  | Nylon bushed   | Nylon bushed   | Nylon bushed  |
| Gate Latch     | Chain  | Chain / Bolt Latch   | Chain / Slam   | Chain / Slam  |
| Lug Size       | 5mm  | 5mm  | 5mm  | 5mm   |
| Lug Attachment | Standard Weld  | Double Pressure Weld   | Double Pressure Weld   | Double Pressure Weld  |

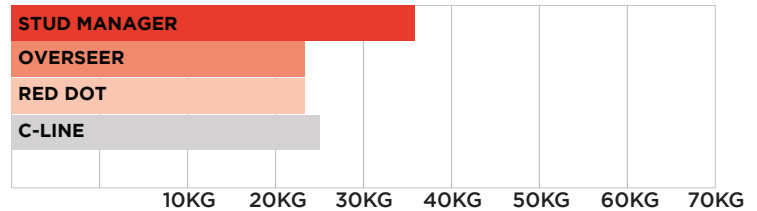
## VISIBILITY

THE HIGHER THE VISIBILITY, THE BETTER THE STOCKFLOW



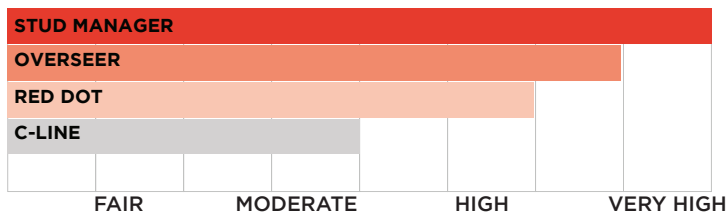
## STABILITY (WEIGHT)

TOTAL WEIGHT OF EACH PANEL, AND INDICATION OF STABILITY ONCE INSTALLED



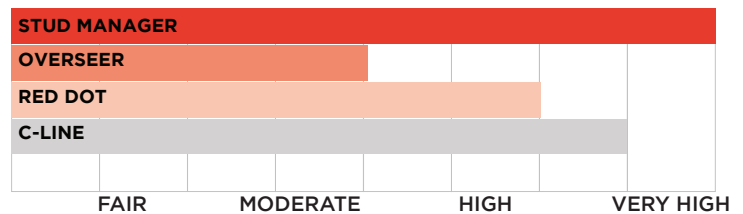
## STRENGTH

THE HIGHER THE TENSILE STRENGTH, THE MORE FORCE A RAIL CAN WITHSTAND



## NON-BRUISE RATING

THE ABILITY FOR EACH RAIL TYPE TO MINIMISE BRUISING ON STOCK



Arrowquip partners with Austube Mills for the supply of DuraGal steel for all livestock handling equipment that is manufactured at the factory plant in Tamworth NSW. We choose only first grade high tensile, Australian galvanised steel, that not only meets strict Australian standards, but is also traceable and environmentally sustainable. Backed by our 10 year workmanship guarantee, your Arrowquip purchase will continue to deliver you peace of mind for decades to come.

# ARROWQUIP PROMISE



Arrowquip uses first grade Australian TubeMills steel which is fully galvanised to comply with the exacting Australian standards, and the high amount of zinc used in the galvanization process creates a corrosion resistant barrier. This process is critical to the longevity of all Arrowquip livestock handling equipment and ensures the durability of our products. Look for the mark of quality on your Arrowquip systems. The 10 year guarantee ensures peace of mind and is a brand you can trust.



The Australian Made, Australian Owned (AMAO) logo supports growers, processors and manufacturers in Australia by helping them to clearly identify their products as genuinely Australian. At the same time, it provides consumers and businesses with a highly recognised and trusted symbol for genuine Aussie products and produce. This is why Arrowquip have partnered with the Australian Made campaign to ensure consumers that your Arrowquip product is certified and trusted by Australian businesses and consumers.

## BUY LOCAL, BUY AUSTRALIAN CERTIFIED AND TRUSTED



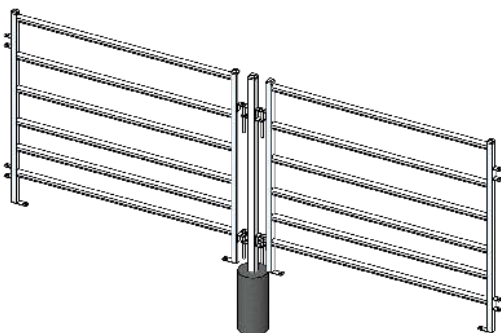
**ARROWQUIP**

# SEMI-PERMANENT CATTLE YARDS

## SPECIFICATIONS



- Freedom to add to your stockyard system at any time, or move the yard to a new property
- Modular system allows you to make changes and additions to your yard as necessary
- Oval rails prevent cattle bruising
- Feet are secured to the ground with pins (optional)
- Lug & pin system ensures quick installation



**Install with permanent posts to add strength to your semi-permanent yard system.**

CODE: 65PP

**\$171 incl GST**

Prices include GST. Freight charges apply. All images are for illustration purposes only. Errors and omissions excepted. Prices may have changed since the time of printing this book. Please check with an Arrowquip sales representative before confirming your order

**WE CAN HELP YOU WITH YOUR NEW OR EXISTING YARDS**


FREE CALL 1800 814 107  [ARROWQUIP.COM.AU](http://ARROWQUIP.COM.AU)





# 10 HEAD

## THE RURAL STARTER



### YARD FEATURES

- 24 m<sup>2</sup> footprint
- 8 head working capacity (holds 12)
- 2 pens
- 1 person operation
- 3.5m fixed loading ramp
- Cow-Catcher 47 series vet crush
- Three-way draft


The ideal starting point for any rural farmer with a small herd, this yard is a versatile and functional design, requiring only one operator and including all the essentials for easy stock management.

#### MASTER

CODE: AFQ20MASTER

##### 61KG

- Medium to high tensile strength steel. 350-450 MPa
- 115x42 oval rail
- Visual block of 39%
- DuraGal pre-galvanising of 200 grams per sqm
- Package includes spring-loaded gate latches on all internal gates



**\$16,650**


**PACKAGE DEAL**

#### PRO

CODE: AFQ20PRO

##### 39KG

- Medium to high tensile strength steel. 350-450 MPa
- 66x44 oval rail
- Visual block of 22%
- DuraGal pre-galvanising of 200 grams per sqm
- Package includes spring-loaded gate latches on all internal gates



**\$14,800**

**PACKAGE DEAL**

#### ELITE

CODE: AFQ20ELITE

##### 25KG

- Low/medium tensile strength steel. 100 MPa
- 60x30 oval rail
- Visual block of 20%
- Pre-galvanising of 50 grams per sqm



**\$11,736**


**PACKAGE DEAL**

Prices include GST. Freight charges apply. All images are for illustration purposes only. Errors and omissions excepted. Prices may have changed since the time of printing this book. Please check with an Arrowquip sales representative before confirming your order.



# 30 HEAD

## THE RURAL CLASSIC



### YARD FEATURES

- 69 m<sup>2</sup> footprint
- 20 head working capacity (holds 35)
- 2 pens
- 1 person operation
- 3.5m fixed loading ramp
- Cow-Catcher 47 series vet crush
- Sliding gate before crush
- Three-way draft


This Rural Classic yard is a great entry-level design that includes all the functionality you would look for in a cattle yard. With a circular design to improve cattle flow, this yard can easily cater for up to 20 head of cattle.

#### MASTER

CODE: AFQ30Master

**65KG**

- Medium to high tensile strength steel. 350-450 MPa
- 115x42 oval rail
- Visual block of 39%
- DuraGal pre-galvanising of 200 grams per sqm
- Package includes spring-loaded gate latches on all internal gates



**\$20,061**


**PACKAGE DEAL**

#### PRO

CODE: AFQ30PRO

**39KG**

- Medium to high tensile strength steel. 350-450 MPa
- 66x44 oval rail
- Visual block of 22%
- DuraGal pre-galvanising of 200 grams per sqm
- Package includes spring-loaded gate latches on all internal gates



**\$17,460**

**PACKAGE DEAL**

#### ELITE

CODE: AFQ30ELITE

**25KG**

- Low/medium tensile strength steel. 100 MPa
- 60x30 oval rail
- Visual block of 20%
- Pre-galvanising of 50 grams per sqm



**\$13,066**

**PACKAGE DEAL**

Prices include GST. Freight charges apply. All images are for illustration purposes only. Errors and omissions excepted. Prices may have changed since the time of printing this book. Please check with an Arrowquip sales representative before confirming your order.


**WE CAN HELP YOU WITH YOUR NEW OR EXISTING YARDS**

FREE CALL 1800 814 107

ARROWQUIP.COM.AU

# 55 HEAD

## SAFETY FIRST



### YARD FEATURES

- 136 m<sup>2</sup> footprint
- 45 head working capacity (holds 65)
- 3 pens
- 1 person operation
- 3.5m fixed loading ramp
- Cow-Catcher 47 series vet crush
- Bud Flow forcing yard
- Three-way draft


This yard prioritises the safety of both the operator and the cattle. It incorporates the tried and tested Bud Flow system that improves animal flow by leveraging their natural behaviour. Another popular feature of this yard is the central race, allowing the operator to draft animals both directions after the crush.

#### MASTER

CODE: AFQ55BFMASTER

##### 61KG

- Medium to high tensile strength steel. 350-450 MPa
- 115x42 oval rail
- Visual block of 39%
- DuraGal pre-galvanising of 200 grams per sqm
- Package includes spring-loaded gate latches on all internal gates



**\$31,046**


**PACKAGE DEAL**

#### PRO

CODE: AFQ55BFPRO

##### 39KG

- Medium to high tensile strength steel. 350-450 MPa
- 66x44 oval rail
- Visual block of 22%
- DuraGal pre-galvanising of 200 grams per sqm
- Package includes spring-loaded gate latches on all internal gates



**\$28,618**

**PACKAGE DEAL**

#### ELITE

CODE: AFQ55BFELITE

##### 25KG

- Low/medium tensile strength steel. 100 MPa
- 60x30 oval rail
- Visual block of 20%
- Pre-galvanising of 50 grams per sqm



**\$21,622**

**PACKAGE DEAL**


Prices include GST. Freight charges apply. All images are for illustration purposes only. Errors and omissions excepted. Prices may have changed since the time of printing this book. Please check with an Arrowquip sales representative before confirming your order.





# 55 HEAD

THE POPULAR CHOICE



## YARD FEATURES

- 121 m<sup>2</sup> footprint
- 40 head working capacity (holds 60)
- 4 pens
- 1 person operation
- 3.5m fixed loading ramp
- Cow-Catcher 47 series vet crush
- Three-way draft


A simple yet ever-popular design, this cattle yard is designed for smooth one-person operation and a working capacity of up to 40 head. It includes a central race which is ideal for drafting cattle 2 ways after the crush. This yard also incorporates loading and unloading facilities and a versatile and safe Arrowquip crush.

### MASTER

CODE: AFQ55MASTER

#### 61KG

- Medium to high tensile strength steel. 350-450 MPa
- 115x42 oval rail
- Visual block of 39%
- DuraGal pre-galvanising of 200 grams per sqm
- Package includes spring-loaded gate latches on all internal gates



**\$25,843**


**PACKAGE DEAL**

### PRO

CODE: AFQ55PRO

#### 39KG

- Medium to high tensile strength steel. 350-450 MPa
- 66x44 oval rail
- Visual block of 22%
- DuraGal pre-galvanising of 200 grams per sqm
- Package includes spring-loaded gate latches on all internal gates



**\$22,258**

**PACKAGE DEAL**

### ELITE

CODE: AFQ55ELITE

#### 25KG

- Low/medium tensile strength steel. 100 MPa
- 60x30 oval rail
- Visual block of 20%
- Pre-galvanising of 50 grams per sqm



**\$15,610**

**PACKAGE DEAL**

Prices include GST. Freight charges apply. All images are for illustration purposes only. Errors and omissions excepted. Prices may have changed since the time of printing this book. Please check with an Arrowquip sales representative before confirming your order.

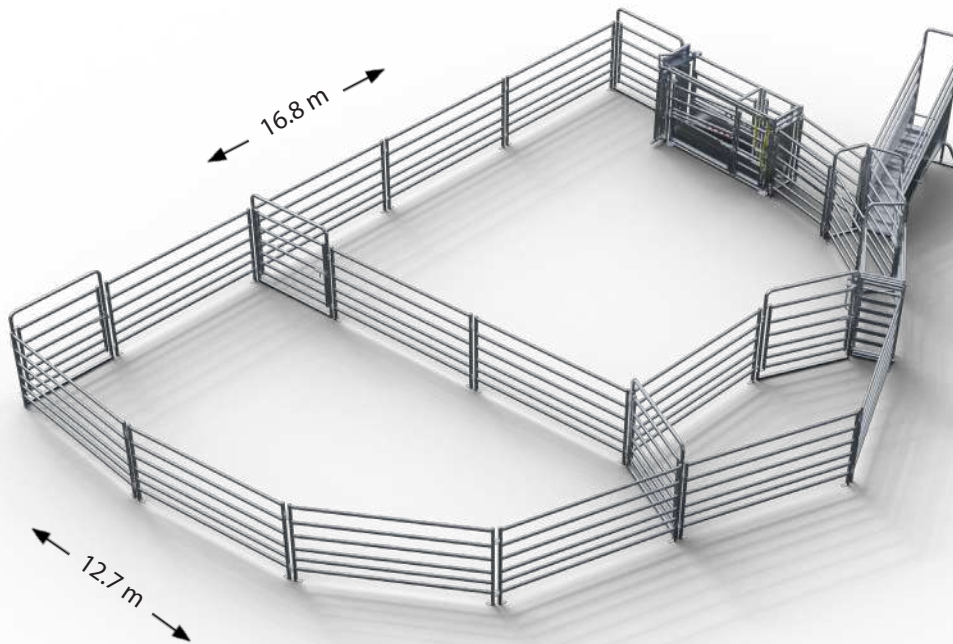
WE CAN HELP YOU WITH YOUR NEW OR EXISTING YARDS

FREE CALL 1800 814 107 | ARROWQUIP.COM.AU



# 82 HEAD

## THE RURAL CLASSIC



### YARD FEATURES

- 170 m<sup>2</sup> footprint
- 55 head working capacity (holds 85)
- 3 pens
- 1 person operation
- 3.5m fixed loading ramp
- Cow-Catcher 47 series vet crush
- Curved race
- Two-way draft


This 82 Head Rural Classic yard is popular for a reason. With a curved race and a bugle yard layout, this design is made for easy flow, low stress cattle-handling. It is also very good value for size.

#### MASTER

CODE: AFQ82MASTER

##### 61KG

- Medium to high tensile strength steel. 350-450 MPa
- 115x42 oval rail
- Visual block of 39%
- DuraGal pre-galvanising of 200 grams per sqm
- Package includes spring-loaded gate latches on all internal gates



**\$23,646**


**PACKAGE DEAL**

#### PRO

CODE: AFQ82PRO

##### 39KG

- Medium to high tensile strength steel. 350-450 MPa
- 66x44 oval rail
- Visual block of 22%
- DuraGal pre-galvanising of 200 grams per sqm
- Package includes spring-loaded gate latches on all internal gates



**\$20,813**

**PACKAGE DEAL**

#### ELITE

CODE: AFQ82ELITE

##### 25KG

- Low/medium tensile strength steel. 100 MPa
- 60x30 oval rail
- Visual block of 20%
- Pre-galvanising of 50 grams per sqm



**\$16,130**


**PACKAGE DEAL**

Prices include GST. Freight charges apply. All images are for illustration purposes only. Errors and omissions excepted. Prices may have changed since the time of printing this book. Please check with an Arrowquip sales representative before confirming your order.



# 140 HEAD

THE BREEDER'S CHOICE



## YARD FEATURES

- 282 m<sup>2</sup> footprint
- 95 head working capacity (holds 140)
- 4 pens
- 1 person operation
- 3.5m fixed loading ramp
- Cow-Catcher 47 series vet crush
- Curved race
- Drafting pound
- Cattle-free zone
- Three-way draft


This entry-level yard that is the breeder's choice offers a range of functionality with an efficient design capable of managing 90-100 head of cattle. With four pens, a drafting pound and a curved race, this yard is designed to be an efficient solution that makes for easier cattle handling.

### MASTER

CODE: AFQ140MASTER

**61KG**

- Medium to high tensile strength steel. 350-450 MPa
- 115x42 oval rail
- Visual block of 39%
- DuraGal pre-galvanising of 200 grams per sqm
- Package includes spring-loaded gate latches on all internal gates



**\$36,134**


**PACKAGE DEAL**

### PRO

CODE: AFQ140PRO

**39KG**

- Medium to high tensile strength steel. 350-450 MPa
- 66x44 oval rail
- Visual block of 22%
- DuraGal pre-galvanising of 200 grams per sqm
- Package includes spring-loaded gate latches on all internal gates



**\$31,508**

**PACKAGE DEAL**

### ELITE

CODE: AFQ140ELITE

**25KG**

- Low/medium tensile strength steel. 100 MPa
- 60x30 oval rail
- Visual block of 20%
- Pre-galvanising of 50 grams per sqm



**\$21,275**

**PACKAGE DEAL**

Prices include GST. Freight charges apply. All images are for illustration purposes only. Errors and omissions excepted. Prices may have changed since the time of printing this book. Please check with an Arrowquip sales representative before confirming your order

WE CAN HELP YOU WITH YOUR NEW OR EXISTING YARDS

FREE CALL 1800 814 107

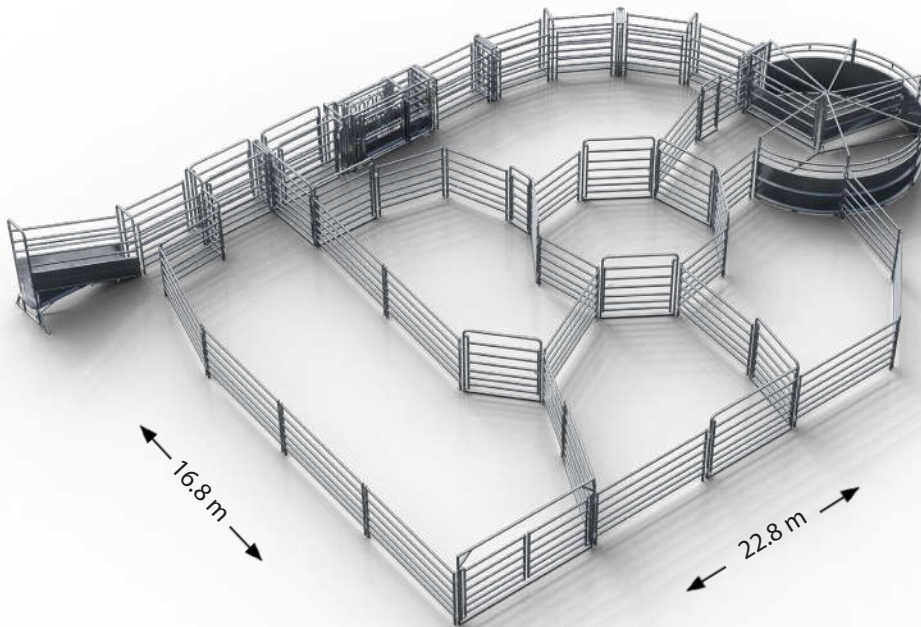
ARROWQUIP.COM.AU



**ARROWQUIP**

# 140 HEAD

## THE BREEDER'S CHOICE SAFETY YARD



### YARD FEATURES

- 270 m<sup>2</sup> footprint
- 90 head working capacity (holds 135)
- 4 pens
- 1 person operation
- 3.5m fixed loading ramp
- Cow-Catcher 47 series vet crush
- Curved race
- Drafting pound
- Cattle-free zone
- Sliding gate before crush
- Bud Flow forcing yard
- Five-way draft


The Breeder's choice when it comes to safety, this yard is functional, effective, and above all, safe. The main feature that improves worker and beast safety is Arrowquip's tried and tested Bud Flow system that allows for easy, effective and efficient stock management. Along with the four pens, draft pound, curved race and more, this yard easily manages up to 90 head of cattle.

#### MASTER

CODE: AFQ140BFMASTER

**61KG**

- Medium to high tensile strength steel. 350-450 MPa
- 115x42 oval rail
- Visual block of 39%
- DuraGal pre-galvanising of 200 grams per sqm
- Package includes spring-loaded gate latches on all internal gates


**\$52,957****PACKAGE DEAL**

#### PRO

CODE: AFQ140BFPRO

**39KG**

- Medium to high tensile strength steel. 350-450 MPa
- 66x44 oval rail
- Visual block of 22%
- DuraGal pre-galvanising of 200 grams per sqm
- Package includes spring-loaded gate latches on all internal gates

**\$47,523****PACKAGE DEAL**

#### ELITE

CODE: AFQ140BFELITE

**25KG**

- Low/medium tensile strength steel. 100 MPa
- 60x30 oval rail
- Visual block of 20%
- Pre-galvanising of 50 grams per sqm


**\$34,630****PACKAGE DEAL**

Prices include GST. Freight charges apply. All images are for illustration purposes only. Errors and omissions excepted. Prices may have changed since the time of printing this book. Please check with an Arrowquip sales representative before confirming your order.



# 210 HEAD

VALUE FOR SIZE



## YARD FEATURES

- 520 m<sup>2</sup> footprint
- 170 head working capacity (holds 260)
- 5 pens
- 3.5m fixed loading ramp
- Cow-Catcher 47 series vet crush
- Drafting pound
- Three-way draft


This yard solution provides excellent value for its footprint, with a tried and tested design, five pens, a traditional forcing yard and a central drafting pound. The central race system allows the operator to draft 2 ways after the crush.

### MASTER

CODE: AFQ210MASTER

**61KG**

- Medium to high tensile strength steel. 350-450 MPa
- 115x42 oval rail
- Visual block of 39%
- DuraGal pre-galvanising of 200 grams per sqm
- Package includes spring-loaded gate latches on all internal gates



**\$44,632**


**PACKAGE DEAL**

### PRO

CODE: AFQ210PRO

**39KG**

- Medium to high tensile strength steel. 350-450 MPa
- 66x44 oval rail
- Visual block of 22%
- DuraGal pre-galvanising of 200 grams per sqm
- Package includes spring-loaded gate latches on all internal gates



**\$37,001**

**PACKAGE DEAL**

### ELITE

CODE: AFQ210ELITE

**25KG**

- Low/medium tensile strength steel. 100 MPa
- 60x30 oval rail
- Visual block of 20%
- Pre-galvanising of 50 grams per sqm



**\$23,761**

**PACKAGE DEAL**

Prices include GST. Freight charges apply. All images are for illustration purposes only. Errors and omissions excepted. Prices may have changed since the time of printing this book. Please check with an Arrowquip sales representative before confirming your order.

WE CAN HELP YOU WITH YOUR NEW OR EXISTING YARDS

FREE CALL 1800 814 107

ARROWQUIP.COM.AU

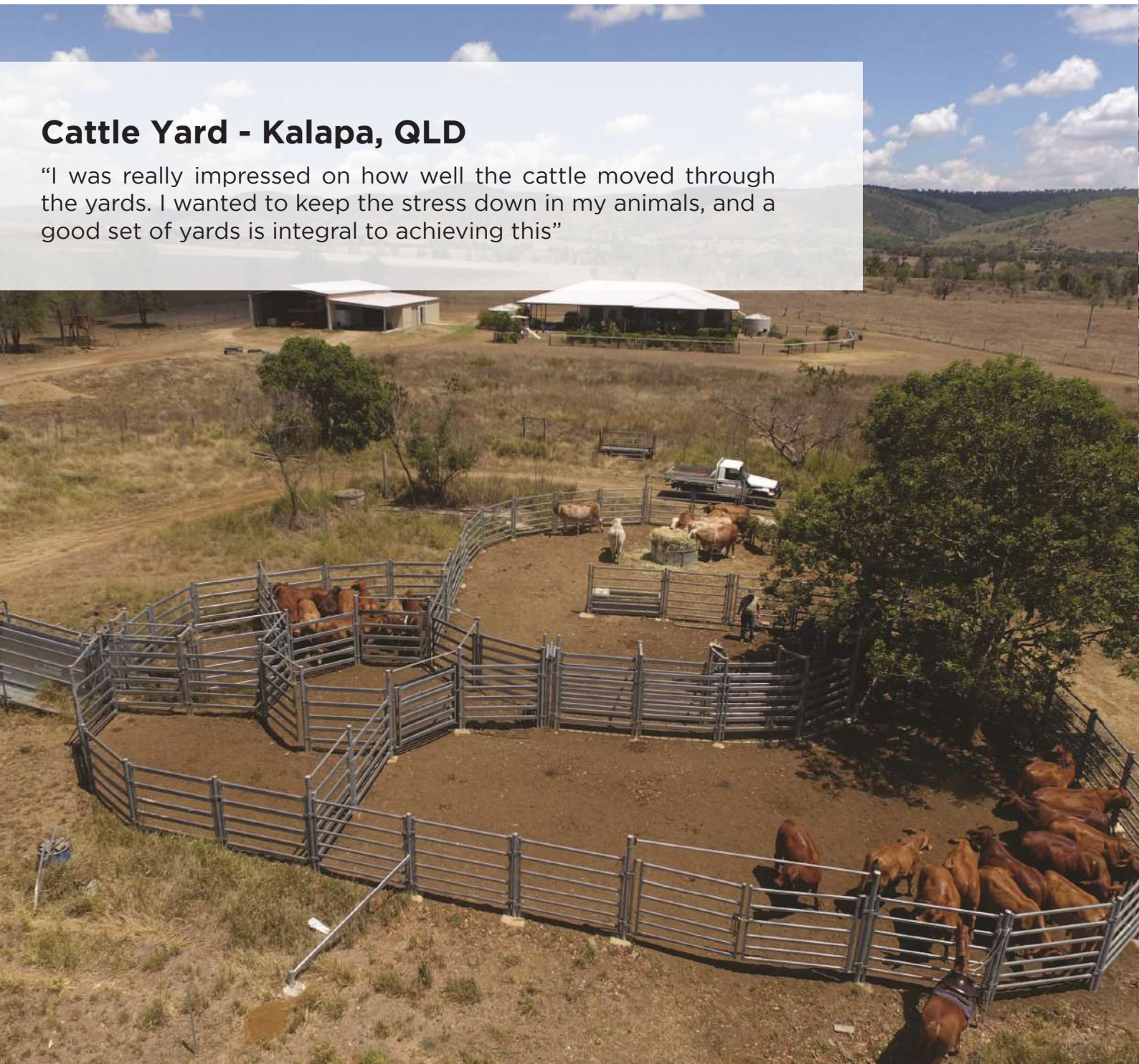


# CLIENT TESTIMONIAL

OUR CUSTOMERS AGREE  
**WE MAKE A DIFFERENCE.**

## Cattle Yard - Kalapa, QLD

“I was really impressed on how well the cattle moved through the yards. I wanted to keep the stress down in my animals, and a good set of yards is integral to achieving this”

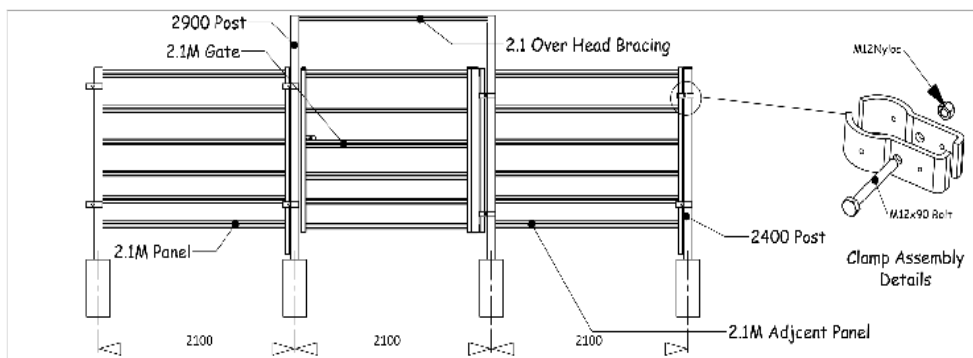




# PERMANENT CATTLE YARDS



- Clamping system ensures quiet yards
- Permanent construction for stability and durability
- Round posts for anti-bruise
- Concreted into the ground
- Modular system

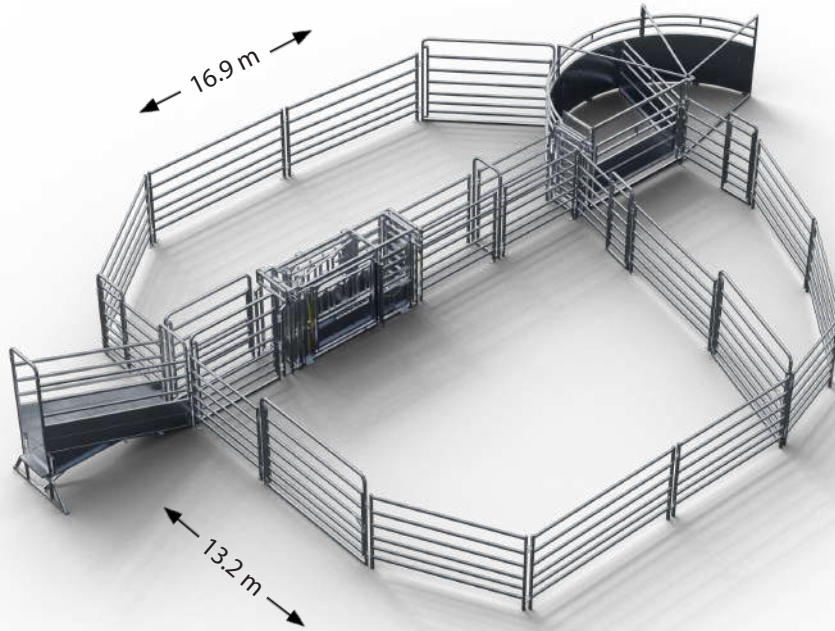


**WE CAN HELP YOU WITH YOUR NEW OR EXISTING YARDS**

 FREE CALL 1800 814 107  [ARROWQUIP.COM.AU](http://ARROWQUIP.COM.AU)

# 55 HEAD

## SAFETY FIRST



### YARD FEATURES

- 136 m<sup>2</sup> footprint
- 45 head working capacity (holds 65)
- 3 pens
- 1 person operation
- 3.5m fixed loading ramp
- Cow-Catcher 47 series vet crush
- Bud Flow forcing yard
- Three-way draft

Arrowquip's permanent yard designs are inherently safer than other systems. What makes this yard 'Safety First' is the addition of our Bud Flow forcing system that significantly increases safety for both the operator and the animal. The Bud Flow also caters to the natural flow of cattle, making this system much more efficient and easy to use.

**MASTER**

CODE: AFQ55PMMASTER  
**61KG**  
 • Medium to high tensile strength steel. 350-450 MPa  
 • 115x42 oval rail  
 • Visual block of 39%  
 • DuraGal pre-galvanising of 200 grams per sqm  
 • Package includes spring-loaded gate latches on all internal gates



**\$35,035**      **PACKAGE DEAL**

**PRO**

CODE: AFQ55PPRO  
**39KG**  
 • Medium to high tensile strength steel. 350-450 MPa  
 • 66x44 oval rail  
 • Visual block of 22%  
 • DuraGal pre-galvanising of 200 grams per sqm  
 • Package includes spring-loaded gate latches on all internal gates



**\$31,566**      **PACKAGE DEAL**

**INSTALLATION**

Comprehensive site survey  
 Installation of stockyards  
 Concrete supplied for post holes  
 Concrete pad area included for working area (6x3m)  
 Conditions apply. Please contact Arrowquip for more information

**\$16,324**      **PACKAGE DEAL**


Prices include GST. Freight charges apply. All images are for illustration purposes only. Errors and omissions excepted. Prices may have changed since the time of printing this book. Please check with an Arrowquip sales representative before confirming your order





# 90 HEAD

## THE LOW STRESS PROCESSING YARD



### YARD FEATURES

- 172 m<sup>2</sup> footprint
- 55 head working capacity (holds 85)
- 3 pens
- 1 person operation
- 3.5m fixed loading ramp
- Cow-Catcher 47 series vet crush
- Curved race
- Beef Buddy forcing yard
- Three-way draft


This Beef Buddy yard ensures low stress handling for all users, making the process faster, easier and safer. With a curved race and the low stress Beef Buddy forcing yard, this yard can easily manage up to 60 head quietly and effectively.

### MASTER

CODE: AFQ90PMMASTER

**61KG**

- Medium to high tensile strength steel. 350-450 MPa
- 115x42 oval rail
- Visual block of 39%
- DuraGal pre-galvanising of 200 grams per sqm
- Package includes spring-loaded gate latches on all internal gates



**\$36,191**

**PACKAGE DEAL**

### PRO

CODE: AFQ90PPRO

**39KG**

- Medium to high tensile strength steel. 350-450 MPa
- 66x44 oval rail
- Visual block of 22%
- DuraGal pre-galvanising of 200 grams per sqm
- Package includes spring-loaded gate latches on all internal gates



**\$33,012**

**PACKAGE DEAL**

### INSTALLATION

- Comprehensive site survey Installation of stockyards
- Concrete supplied for post holes
- Concrete pad area included for working area (6x3m)
- Conditions apply. Please contact Arrowquip for more information

**\$18,704**

**PACKAGE DEAL**

Prices include GST. Freight charges apply. All images are for illustration purposes only. Errors and omissions excepted. Prices may have changed since the time of printing this book. Please check with an Arrowquip sales representative before confirming your order

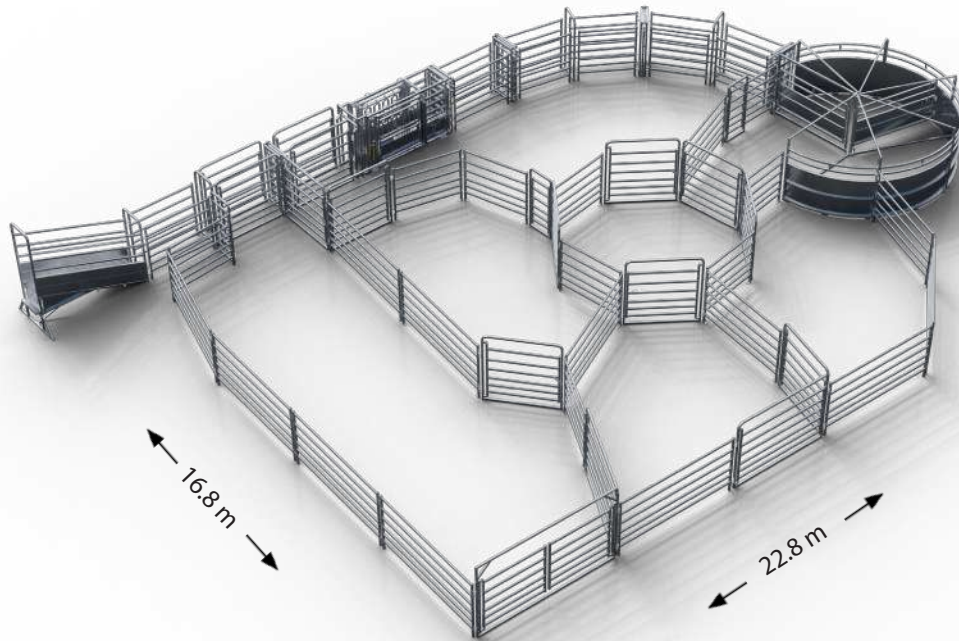
WE CAN HELP YOU WITH YOUR NEW OR EXISTING YARDS

FREE CALL 1800 814 107 | ARROWQUIP.COM.AU



# 140 HEAD

## THE BREEDER'S CLASSIC YARD



### YARD FEATURES

- 270 m<sup>2</sup> footprint
- 90 head working capacity (holds 135)
- 4 pens
- 1 person operation
- 3.5m fixed loading ramp
- Cow-Catcher 47 series vet crush
- Curved race
- Drafting pound
- Cattle-free zone
- Sliding gate before crush
- Bud Flow forcing yard
- Five-way draft

With a curved race and Bud Flow forcing yard improving cattle flow, along with a drafting pound, four pens, and four way draft improving functionality, this Breeder Classic yard is a safe, effective, and efficient design that can manage up to 90 head.

**MASTER**

CODE: AFQ140BFPMASTER  
**61KG**  
 • Medium to high tensile strength steel. 350-450 MPa  
 • 115x42 oval rail  
 • Visual block of 39%  
 • DuraGal pre-galvanising of 200 grams per sqm  
 • Package includes spring-loaded gate latches on all internal gates




**\$58,681**      **PACKAGE DEAL**

**PRO**

CODE: AFQ140BFPPRO  
**39KG**  
 • Medium to high tensile strength steel. 350-450 MPa  
 • 66x44 oval rail  
 • Visual block of 22%  
 • DuraGal pre-galvanising of 200 grams per sqm  
 • Package includes spring-loaded gate latches on all internal gates




**\$51,338**      **PACKAGE DEAL**

**INSTALLATION**

Comprehensive site survey  
 Installation of stockyards  
 Concrete supplied for post holes  
 Concrete pad area included for working area (6x3m)  
 Conditions apply. Please contact Arrowquip for more information


**\$23,806**      **PACKAGE DEAL**

Prices include GST. Freight charges apply. All images are for illustration purposes only. Errors and omissions excepted. Prices may have changed since the time of printing this book. Please check with an Arrowquip sales representative before confirming your order



# 210 HEAD

## THE BREEDER'S CLASSIC YARD



### YARD FEATURES

- 520 m<sup>2</sup> footprint
- 170 head working capacity (holds 260)
- 5 pens
- 3.5m fixed loading ramp
- Cow-Catcher 47 series vet crush
- Drafting pound
- Three-way draft

With a traditional yard design, five pens, and drafting pound, this yard provides great value per m<sup>2</sup>, as well as including all the essentials of a good yard: loading and unloading facilities, a three way race draft and a functional and effective Arrowquip crush.

**MASTER**

CODE: AFQ210PMMASTER  
**61KG**  
 • Medium to high tensile strength steel. 350-450 MPa  
 • 115x42 oval rail  
 • Visual block of 39%  
 • DuraGal pre-galvanising of 200 grams per sqm  
 • Package includes spring-loaded gate latches on all internal gates




**\$53,073**      **PACKAGE DEAL**

**PRO**

CODE: AFQ210PPRO  
**39KG**  
 • Medium to high tensile strength steel. 350-450 MPa  
 • 66x44 oval rail  
 • Visual block of 22%  
 • DuraGal pre-galvanising of 200 grams per sqm  
 • Package includes spring-loaded gate latches on all internal gates




**\$44,921**      **PACKAGE DEAL**

**INSTALLATION**

Comprehensive site survey  
 Installation of stockyards  
 Concrete supplied for post holes  
 Concrete pad area included for working area (6x3m)  
 Conditions apply. Please contact Arrowquip for more information

**\$28,680**      **PACKAGE DEAL**

Prices include GST. Freight charges apply. All images are for illustration purposes only. Errors and omissions excepted. Prices may have changed since the time of printing this book. Please check with an Arrowquip sales representative before confirming your order


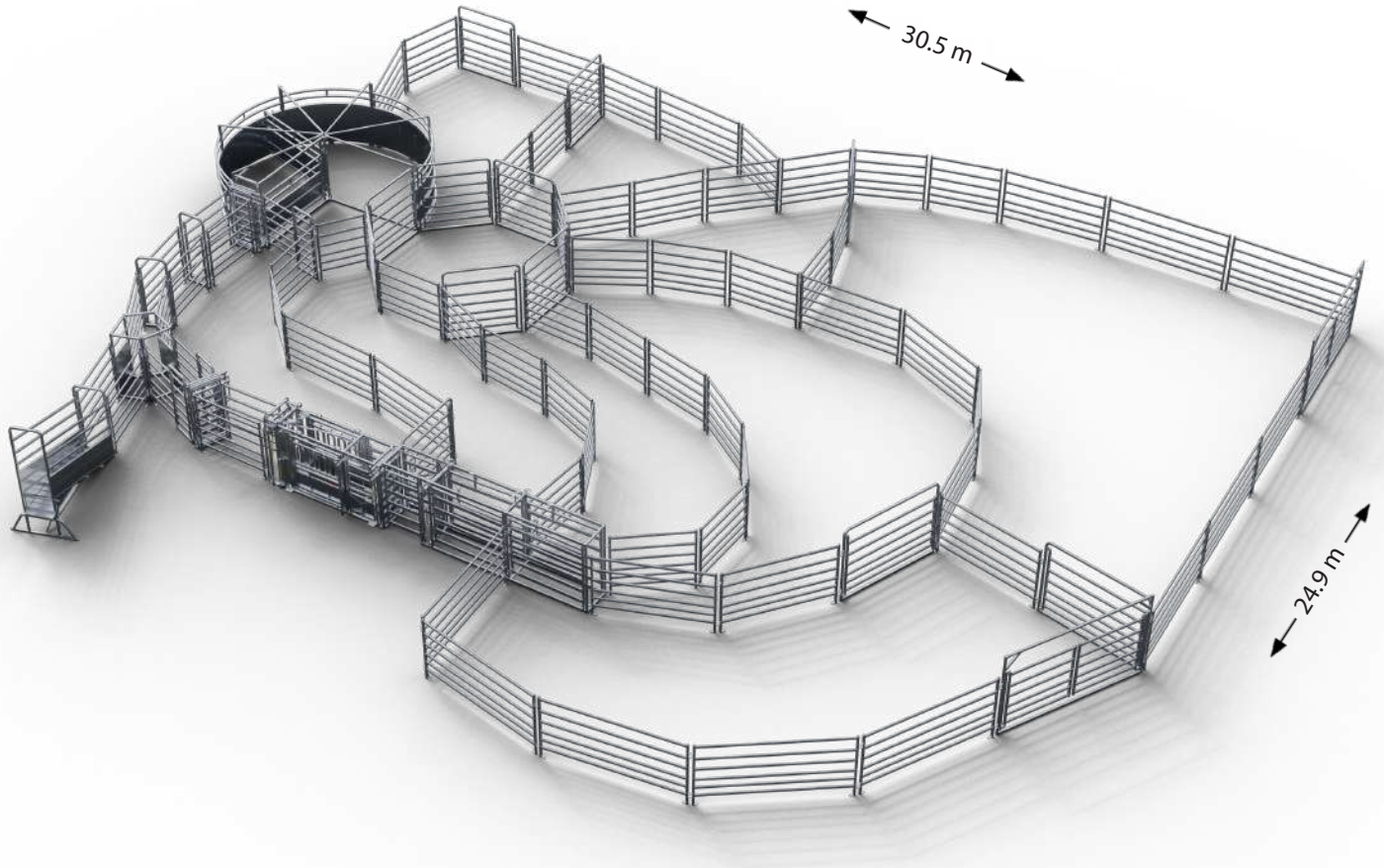
WE CAN HELP YOU WITH YOUR NEW OR EXISTING YARDS

FREE CALL 1800 814 107      ARROWQUIP.COM.AU



# 300 HEAD

## THE BREEDER'S CLASSIC YARD



This classic yard design is the ideal system for breeders for easy stock management. It includes eight pens, a drafting pound, Bud Flow forcing yard, Q-Gate two way sorting race, and 4 way race draft. The generous dimensions and multiple holding yards ensure that whether it's drafting, processing, loading or unloading, this yard has it covered.





# 300 HEAD

## THE BREEDER'S CLASSIC YARD



### Dual Squeeze Crush included **QUICK | QUIET | QUALITY**

- Infinite dual head bail locking mechanism
- Dual side squeeze
- 300mm neck access
- Bi-fold side gates
- Two rows of nylon rump fingers
- Sheeted rear sliding gate

Product Code: QCMK2D



### 4.8 M Loading Ramp with Sidewalk

- 14 degree incline
- Easy stock flow
- Safety handrail that meets new standards
- More options available
- Ask about new regulations for loading ramps

Product Code:  
LR48 | LR48SW

## YARD FEATURES

- 535 m<sup>2</sup> footprint
- 175 head working capacity (holds 270)
- 8 pens
- 1 person operation
- Bugle yard design
- 4.8 m fixed loading ramp
- Q-Catch MKII Dual crush


- Curved race
- Drafting pound
- Cattle-free zone
- Sliding gate before crush
- Q-Gate two-way cattle sorting system
- Bud Flow forcing yard
- Three-way draft

### MASTER

CODE: AFQ300MASTER

#### 61KG

- Medium to high tensile strength steel. 350-450 MPa
- 115x42 oval rail
- Visual block of 39%
- DuraGal pre-galvanising of 200 grams per sqm
- Package includes spring-loaded gate latches on all internal gates



**\$89,380**

**PACKAGE DEAL**

### PRO

CODE: AFQ300PRO

#### 39KG

- Medium to high tensile strength steel. 350-450 MPa
- 66x44 oval rail
- Visual block of 22%
- DuraGal pre-galvanising of 200 grams per sqm
- Package includes spring-loaded gate latches on all internal gates



**\$80,361**

**PACKAGE DEAL**

### INSTALLATION

- Comprehensive site survey Installation of stockyards
- Concrete supplied for post holes
- Concrete pad area included for working area (6x3m)
- Conditions apply. Please contact Arrowquip for more information

**\$34,575**

**PACKAGE DEAL**

Prices include GST. Freight charges apply. All images are for illustration purposes only. Errors and omissions excepted. Prices may have changed since the time of printing this book. Please check with an Arrowquip sales representative before confirming your order



**WE CAN HELP YOU WITH YOUR NEW OR EXISTING YARDS**

FREE CALL 1800 814 107 | [ARROWQUIP.COM.AU](http://ARROWQUIP.COM.AU)



# 360 HEAD

## THE PRACTICAL BREEDER'S YARD



The choice for the Practical Breeder, this yard is designed to provide efficiency, safety, and functionality for easy management of up to 200 head of cattle. It achieves this versatility with a combination of the safe and efficient Bud Flow system, the functional two way Q-Gate cattle sorting system, and its seven pens and drafting pound.



# 360 HEAD

## THE PRACTICAL BREEDER'S YARD



### Dual Squeeze Crush included

#### QUICK | QUIET | QUALITY

- Infinite dual head bail locking mechanism
- Dual side squeeze
- 300mm neck access
- Bi-fold side gates
- Two rows of nylon rump fingers
- Sheeted rear sliding gate

Product Code: QCMK2D



### 4.8 M Loading Ramp with Sidewalk

- 14 degree incline
- Easy stock flow
- Safety handrail that meets new standards
- More options available
- Ask about new regulations for loading ramps

Product Code:  
LR48 | LR48SW

## YARD FEATURES

692 m<sup>2</sup> footprint  
 230 head working capacity (holds 340)  
 8 pens  
 Bugle yard design  
 3.5m fixed loading ramp  
 Q-Catch Mark II Dual crush  
 Curved race

Drafting pound  
 Sliding gate before crush  
 Q-Gate two-way cattle sorting system  
 Bud Flow forcing yard  
 Three-way draft

### MASTER

CODE: AFQ360PMMASTER

#### 61KG

- Medium to high tensile strength steel. 350-450 MPa
- 115x42 oval rail
- Visual block of 39%
- DuraGal pre-galvanising of 200 grams per sqm
- Package includes spring-loaded gate latches on all internal gates



**\$90,710**


**PACKAGE DEAL**

### PRO

CODE: AFQ360PPRO

#### 39KG

- Medium to high tensile strength steel. 350-450 MPa
- 66x44 oval rail
- Visual block of 22%
- DuraGal pre-galvanising of 200 grams per sqm
- Package includes spring-loaded gate latches on all internal gates



**\$79,841**

**PACKAGE DEAL**

### INSTALLATION

Comprehensive site survey Installation of stockyards  
 Concrete supplied for post holes  
 Concrete pad area included for working area (6x3m)  
 Conditions apply. Please contact Arrowquip for more information

**\$37,182**

**PACKAGE DEAL**

Prices include GST. Freight charges apply. All images are for illustration purposes only. Errors and omissions excepted. Prices may have changed since the time of printing this book. Please check with an Arrowquip sales representative before confirming your order

**WE CAN HELP YOU WITH YOUR NEW OR EXISTING YARDS**

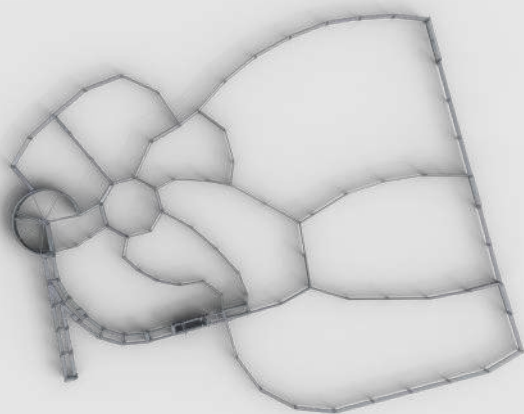

FREE CALL 1800 814 107 [ARROWQUIP.COM.AU](http://ARROWQUIP.COM.AU)





# 550 HEAD

## THE VERSATILE BREEDER YARD



A practical and functional design, the Versatile Breeder Yard has a wide range of features that cater to a variety of needs. The combination of the Bud Flow system, curved race and sliding race gate, and bugle yard design ensures efficient and safe stock management by utilising natural cattle behaviour. On top of that, the four way race draft, two way cattle sorting race, drafting round and eight pens ensure the functionality and versatility of this yard design.



# 550 HEAD

## THE VERSATILE BREEDER YARD



### Dual Squeeze Crush included **QUICK | QUIET | QUALITY**

- Infinite dual head bail locking mechanism
- Dual side squeeze
- 300mm neck access
- Bi-fold side gates
- Two rows of nylon rump fingers
- Sheeted rear sliding gate

Product Code: QCMK2D



### 4.8 M Loading Ramp with Sidewalk

- 14 degree incline
- Easy stock flow
- Safety handrail that meets new standards
- More options available
- Ask about new regulations for loading ramps

Product Code:  
LR48 | LR48SW


## YARD FEATURES

1123 m<sup>2</sup> footprint  
 370 head working capacity (holds 560)  
 8 pens  
 3.5m fixed loading ramp  
 Q-Catch Mark II Dual crush  
 Curved race

Drafting pound  
 Cattle-free zone  
 Sliding gate before crush  
 Bud Flow forcing yard  
 Three-way draft

### MASTER


CODE: AFQ600MASTER  
**61KG**  
 • Medium to high tensile strength steel. 350-450 MPa  
 • 115x42 oval rail  
 • Visual block of 39%  
 • DuraGal pre-galvanising of 200 grams per sqm  
 • Package includes spring-loaded gate latches on all internal gates



**\$101,405 PACKAGE DEAL**

### PRO

CODE: AFQ600PRO  
**39KG**  
 • Medium to high tensile strength steel. 350-450 MPa  
 • 66x44 oval rail  
 • Visual block of 22%  
 • DuraGal pre-galvanising of 200 grams per sqm  
 • Package includes spring-loaded gate latches on all internal gates



**\$90,131 PACKAGE DEAL**

### INSTALLATION

Comprehensive site survey Installation of stockyards  
 Concrete supplied for post holes  
 Concrete pad area included for working area (6x3m)  
 Conditions apply. Please contact Arrowquip for more information

**\$41,490 PACKAGE DEAL**

Prices include GST. Freight charges apply. All images are for illustration purposes only. Errors and omissions excepted. Prices may have changed since the time of printing this book. Please check with an Arrowquip sales representative before confirming your order



**WE CAN HELP YOU WITH YOUR NEW OR EXISTING YARDS**

FREE CALL 1800 814 107 [ARROWQUIP.COM.AU](http://ARROWQUIP.COM.AU)



# 580 HEAD

## THE VERSATILE BREEDER YARD



If you have a larger operation and need to work up to 400 head of cattle at a time, this is the yard for you. The bugle design, curved race and S-Flow forcing yard all take advantage of natural animal behaviour to save you time when working cattle. By working with rather than against the cattle, the amount of stress on them is greatly reduced. In addition, The large pen sizes, drafting pound, diamond yard and 4 way race draft combine to make this a highly functional yard system.





# 580 HEAD

## THE VERSATILE BREEDER YARD



### Dual Squeeze Crush included

#### QUICK | QUIET | QUALITY

- Infinite dual head bail locking mechanism
- Dual side squeeze
- 300mm neck access
- Bi-fold side gates
- Two rows of nylon rump fingers
- Sheeted rear sliding gate

Product Code: QCMK2D



### 4.8 M Loading Ramp with Sidewalk

- 14 degree incline
- Easy stock flow
- Safety handrail that meets new standards
- More options available
- Ask about new regulations for loading ramps

Product Code: LR48 | LR48SW

## YARD FEATURES

- 1207 m<sup>2</sup> footprint
- 400 head working capacity (holds 600)
- 9 pens
- Bugle yard design
- 3.5m fixed loading ramp
- Q-Catch Mark II Dual crush
- Curved race


- Drafting pound
- Sliding gate before crush
- Versatile diamond yards
- S-Flow forcing yard
- Five-way draft

### MASTER

CODE: AFQ510PMAS

#### 61KG

- Medium to high tensile strength steel. 350-450 MPa
- 115x42 oval rail
- Visual block of 39%
- DuraGal pre-galvanising of 200 grams per sqm
- Package includes spring-loaded gate latches on all internal gates




**\$125,224 PACKAGE DEAL**

### PRO

CODE: AFQ510PPRO

#### 39KG

- Medium to high tensile strength steel. 350-450 MPa
- 66x44 oval rail
- Visual block of 22%
- DuraGal pre-galvanising of 200 grams per sqm
- Package includes spring-loaded gate latches on all internal gates



**\$109,094 PACKAGE DEAL**

### INSTALLATION

- Comprehensive site survey
- Installation of stockyards
- Concrete supplied for post holes
- Concrete pad area included for working area (6x3m)
- Conditions apply. Please contact Arrowquip for more information

**\$45,344 PACKAGE DEAL**

Prices include GST. Freight charges apply. All images are for illustration purposes only. Errors and omissions excepted. Prices may have changed since the time of printing this book. Please check with an Arrowquip sales representative before confirming your order

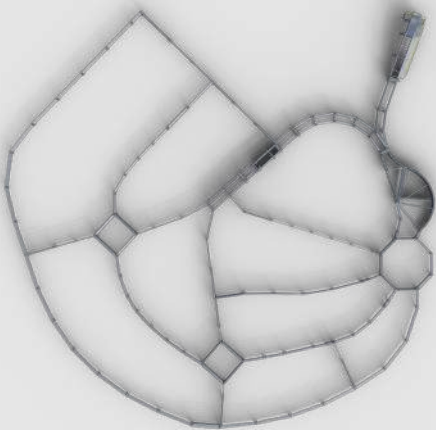

WE CAN HELP YOU WITH YOUR NEW OR EXISTING YARDS

FREE CALL 1800 814 107 | ARROWQUIP.COM.AU



# 600 HEAD

## THE CATTLEMAN'S CLASSIC



This yard is an versatile and safe choice for operators looking to manage up to 400 head of cattle. The bugle design, drafting pound, Bud Flow system and curved race combine to create a highly functional set of yards. The diamond yards allow you to transfer cattle from one yard to another without having to go through a large pen (which may be holding cattle). If you would like to save time while ensuring safety of both operator and animal, this is the yard for you.



# 600 HEAD THE CATTLEMAN'S CLASSIC



### Dual Squeeze Crush included QUICK | QUIET | QUALITY

- Infinite dual head bail locking mechanism
- Dual side squeeze
- 300mm neck access
- Bi-fold side gates
- Two rows of nylon rump fingers
- Sheeted rear sliding gate

Product Code: QCMK2D



### 4.8 M Loading Ramp with Sidewalk

- 14 degree incline
- Easy stock flow
- Safety handrail that meets new standards
- More options available
- Ask about new regulations for loading ramps

Product Code:  
LR48 | LR48SW

## YARD FEATURES

1216 m<sup>2</sup> footprint  
 405 head working capacity (holds 610)  
 9 pens  
 Bugle yard design  
 3.5m fixed loading ramp  
 Q-Catch Mark II Dual crush  
 Curved race


Drafting pound  
 Sliding gate before crush  
 Versatile diamond yards  
 S-Flow forcing yard  
 Four-way draft

### MASTER

CODE: AFQ460PMAS

**61KG**

- Medium to high tensile strength steel. 350-450 MPa
- 115x42 oval rail
- Visual block of 39%
- DuraGal pre-galvanising of 200 grams per sqm
- Package includes spring-loaded gate latches on all internal gates




**\$123,201 PACKAGE DEAL**

### PRO

CODE: AFQ460PPRO

**39KG**

- Medium to high tensile strength steel. 350-450 MPa
- 66x44 oval rail
- Visual block of 22%
- DuraGal pre-galvanising of 200 grams per sqm
- Package includes spring-loaded gate latches on all internal gates



**\$107,533 PACKAGE DEAL**

### INSTALLATION

Comprehensive site survey Installation of stockyards  
 Concrete supplied for post holes  
 Concrete pad area included for working area (6x3m)  
 Conditions apply. Please contact Arrowquip for more information

**\$44,664 PACKAGE DEAL**

Prices include GST. Freight charges apply. All images are for illustration purposes only. Errors and omissions excepted. Prices may have changed since the time of printing this book. Please check with an Arrowquip sales representative before confirming your order

WE CAN HELP YOU WITH YOUR NEW OR EXISTING YARDS


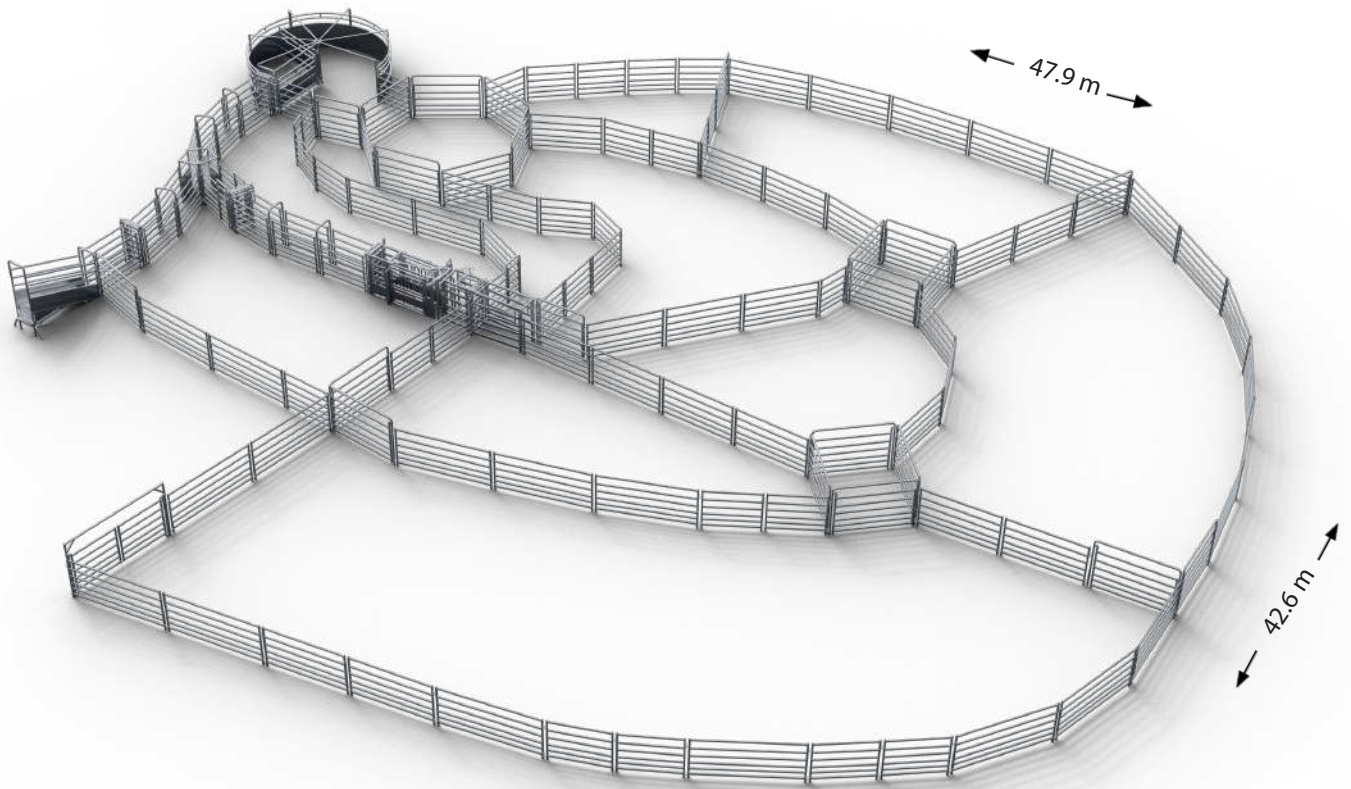
FREE CALL 1800 814 107 | ARROWQUIP.COM.AU





# 640 HEAD

## THE ULTIMATE PROCESSING YARD



The Ultimate Processing Yard easily manages up to 430 head with a range of features that make stock management a breeze. The low-stress Bud Flow forcing yard, the Q-Gate two way cattle sorting system, and the bugle design combine to create a system that is efficient, easy to use and safe. From the large main holding yard through to the circular draft, loading race and your Arrowquip crush, this yard has a natural flow that will save you time at every step of the handling process.



# 640 HEAD

## THE ULTIMATE PROCESSING YARD



### Dual Squeeze Crush included **QUICK | QUIET | QUALITY**

- Infinite dual head bail locking mechanism
- Dual side squeeze
- 300mm neck access
- Bi-fold side gates
- Two rows of nylon rump fingers
- Sheeted rear sliding gate

Product Code: QCMK2D



### 4.8 M Loading Ramp with Sidewalk

- 14 degree incline
- Easy stock flow
- Safety handrail that meets new standards
- More options available
- Ask about new regulations for loading ramps

Product Code:  
LR48 | LR48SW


## YARD FEATURES

1284 m<sup>2</sup> footprint  
 430 head working capacity (holds 640)  
 9 pens  
 Bugle yard design  
 3.5m fixed loading ramp  
 Q-Catch Mark II Dual crush  
 Curved race

Five way draft  
 Drafting pound  
 Cattle-free zone  
 Q-Gate two-way cattle sorting system  
 Versatile diamond yards  
 Bud Flow forcing yard

### MASTER

CODE: AFQ400PMAS  
**61KG**  
 • Medium to high tensile strength steel. 350-450 MPa  
 • 115x42 oval rail  
 • Visual block of 39%  
 • DuraGal pre-galvanising of 200 grams per sqm  
 • Package includes spring-loaded gate latches on all internal gates



**\$118,229 PACKAGE DEAL**

### PRO

CODE: AFQ400PPRO  
**39KG**  
 • Medium to high tensile strength steel. 350-450 MPa  
 • 66x44 oval rail  
 • Visual block of 22%  
 • DuraGal pre-galvanising of 200 grams per sqm  
 • Package includes spring-loaded gate latches on all internal gates



**\$103,602 PACKAGE DEAL**

### INSTALLATION

Comprehensive site survey Installation of stockyards  
 Concrete supplied for post holes  
 Concrete pad area included for working area (6x3m)  
 Conditions apply. Please contact Arrowquip for more information

**\$48,972 PACKAGE DEAL**

Prices include GST. Freight charges apply. All images are for illustration purposes only. Errors and omissions excepted. Prices may have changed since the time of printing this book. Please check with an Arrowquip sales representative before confirming your order

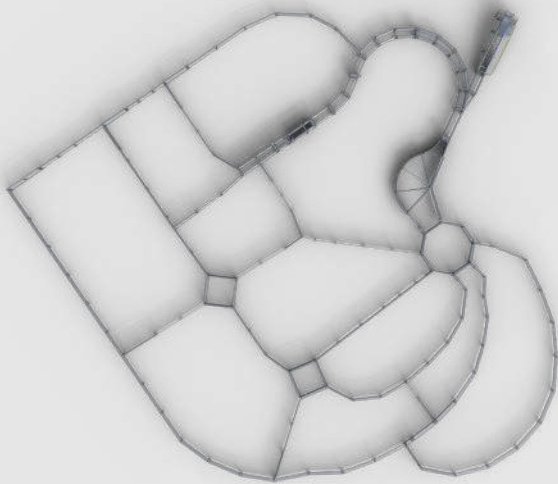

WE CAN HELP YOU WITH YOUR NEW OR EXISTING YARDS

FREE CALL 1800 814 107 | ARROWQUIP.COM.AU



# 900 HEAD

## THE BREEDER'S FUNCTIONAL YARD



This design is the breeder's choice when it comes to a yard that is functional and allows for versatility when managing stock. With eleven pens and a drafting pound in a bugle yard design, an efficiency-boosting S-Flow forcing yard and curved race combination, and a variety of other features, this design allows you to easily and safely manage up to 600 head of cattle.





# 900 HEAD

## THE BREEDER'S FUNCTIONAL YARD



### Dual Squeeze Crush included **QUICK | QUIET | QUALITY**

- Infinite dual head bail locking mechanism
- Dual side squeeze
- 300mm neck access
- Bi-fold side gates
- Two rows of nylon rump fingers
- Sheeted rear sliding gate

Product Code: QCMK2D



### 4.8 M Loading Ramp with Sidewalk

- 14 degree incline
- Easy stock flow
- Safety handrail that meets new standards
- More options available
- Ask about new regulations for loading ramps

Product Code:  
LR48 | LR48SW

## YARD FEATURES

1876 m<sup>2</sup> footprint  
 625 head working capacity (holds 935)  
 11 pens  
 Bugle yard design  
 3.5m fixed loading ramp  
 Q-Catch Mark II Dual crush  
 Curved race

Drafting pound  
 Sliding gate before crush  
 Versatile diamond yards  
 S-Flow forcing yard  
 Four-way draft

### MASTER

CODE: AFQ795PMMASTER

#### 61KG

- Medium to high tensile strength steel. 350-450 MPa
- 115x42 oval rail
- Visual block of 39%
- DuraGal pre-galvanising of 200 grams per sqm
- Package includes spring-loaded gate latches on all internal gates



**\$149,564**

**PACKAGE DEAL**

### PRO

CODE: AFQ795PPRO

#### 39KG

- Medium to high tensile strength steel. 350-450 MPa
- 66x44 oval rail
- Visual block of 22%
- DuraGal pre-galvanising of 200 grams per sqm
- Package includes spring-loaded gate latches on all internal gates



**\$126,091**

**PACKAGE DEAL**

### INSTALLATION

Comprehensive site survey Installation of stockyards Concrete supplied for post holes Concrete pad area included for working area (6x3m)  
 Conditions apply. Please contact Arrowquip for more informatio

**\$55,773**

**PACKAGE DEAL**

Prices include GST. Freight charges apply. All images are for illustration purposes only. Errors and omissions excepted. Prices may have changed since the time of printing this book. Please check with an Arrowquip sales representative before confirming your order

**WE CAN HELP YOU WITH YOUR NEW OR EXISTING YARDS**



FREE CALL 1800 814 107

ARROWQUIP.COM.AU



# 1400 HEAD

## THE BREEDER'S FUNCTIONAL YARD



The ultimate yard for the breeder, this design easily, safely and efficiently manages up to 900 head of cattle. The bugle design of the yard, combined with the S-Flow forcing yard and curved race, increase efficiency and safety by taking advantage of natural animal behaviour to ensure cattle flow. The twelve pens, drafting pound, and Q-Gate two way cattle sorting system make this yard a versatile and functional system that is great for managing large stock numbers.



# 1400 HEAD

## THE BREEDER'S FUNCTIONAL YARD



### Dual Squeeze Crush included

#### QUICK | QUIET | QUALITY

- Infinite dual head bail locking mechanism
- Dual side squeeze
- 300mm neck access
- Bi-fold side gates
- Two rows of nylon rump fingers
- Sheeted rear sliding gate

Product Code: QCMK2D



### 4.8 M Loading Ramp with Sidewalk

- 14 degree incline
- Easy stock flow
- Safety handrail that meets new standards
- More options available
- Ask about new regulations for loading ramps

Product Code:  
LR48 | LR48SW

## YARD FEATURES

- 2809 m<sup>2</sup> footprint
- 930 head working capacity (holds 1400)
- 12 pens
- Bugle yard design
- 3.5m fixed loading ramp
- Q-Catch Mark II Dual crush
- Curved race
- Five way draft


- Drafting pound
- Cattle-free zone
- Sliding gate before crush
- Versatile diamond yards
- S-Flow forcing yard

### MASTER

CODE: AFQ1150PMAS

#### 61KG

- Medium to high tensile strength steel. 350-450 MPa
- 115x42 oval rail
- Visual block of 39%
- DuraGal pre-galvanising of 200 grams per sqm
- Package includes spring-loaded gate latches on all internal gates



**\$167,197**


**PACKAGE DEAL**

### PRO

CODE: AFQ1150PPRO

#### 39KG

- Medium to high tensile strength steel. 350-450 MPa
- 66x44 oval rail
- Visual block of 22%
- DuraGal pre-galvanising of 200 grams per sqm
- Package includes spring-loaded gate latches on all internal gates



**\$144,014**

**PACKAGE DEAL**

### INSTALLATION

Comprehensive site survey Installation of stockyards Concrete supplied for post holes Concrete pad area included for working area (6x3m) Conditions apply. Please contact Arrowquip for more informatio

**\$66,542**

**PACKAGE DEAL**

Prices include GST. Freight charges apply. All images are for illustration purposes only. Errors and omissions excepted. Prices may have changed since the time of printing this book. Please check with an Arrowquip sales representative before confirming your order


**WE CAN HELP YOU WITH YOUR NEW OR EXISTING YARDS**

FREE CALL 1800 814 107

ARROWQUIP.COM.AU



**NEW**



## YARD FEATURES


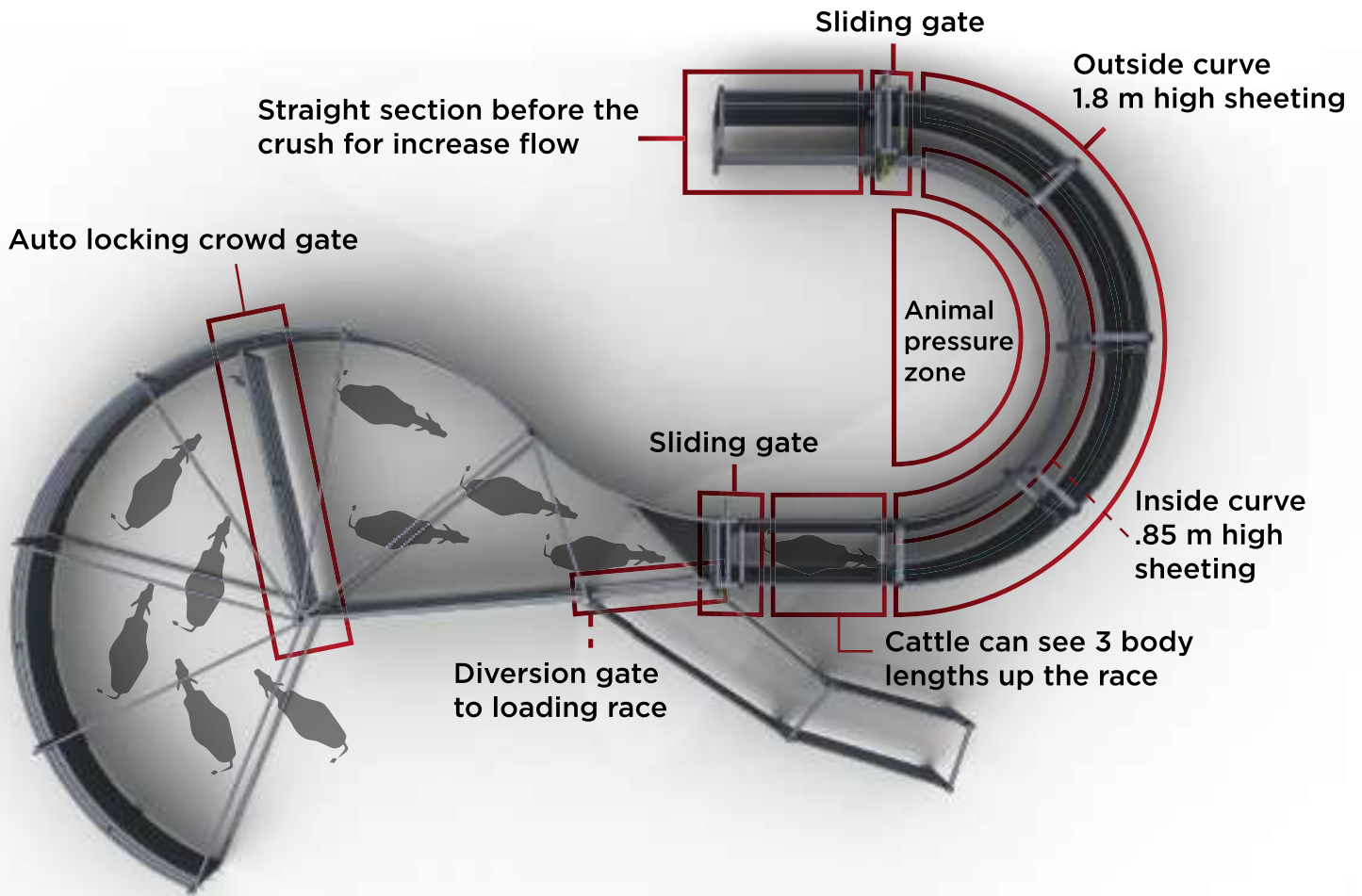
- Cattle naturally work around you
- Proven Dr Temple Grandin design
- No need for overhead catwalks. Cattle hate you working above them
- V shaped race so cattle can't turn around
- Design based on animal science
- 3.6 m crowd tub radius
- 3.15 m race radius
- Emergency exit gates on the outside of curved race

The Q-Flow package is designed for natural cattle flow. As the cattle flow enter the system they think they are returning from where they came from. Starting with the S-Flow, which has a 3.6mtr crowd gate, the cattle flow easily into the V section race. The race is unique because it is curved and a V shape, making it excellent for keeping cattle flowing forward and not turning back. Each section of race has an emergency exit gate, so if cattle go down in the race you can get them out of the race via the gate.



# Q-FLOW BENEFITS

## CATTLE PROCESSING CENTRE



- A correctly designed crowd tub and race increases productivity and lowers the stress in your animals
- Only 1/2 fill the crowd pen for best results
- Only use the crowd gate as an emergency brake
- Start filling the tub with an empty race
- Animals flow through the system and up to the crush

# BUDFLOW PACKAGES

FIVE TTT



*\*Includes Cow Catcher 47 series vet crush, Bud Flow and semi permanent race system*


The Bud Flow curved race package is an excellent core working system which makes cattle handling a breeze. The low-stress Bud Flow forcing yard is one of its kind. It leverages natural cattle flow to fill the race quickly and easily. The race features two sliding gates; one at the start and another just one animal length before the crush to increase efficiency. The curved race also makes cattle flow more effortless, and reduces the distance for the handler to walk from the Bud Flow to the crush.

## MASTER

CODE: BF5CRMASTER

**61KG**

- Medium to high tensile strength steel. 350-450 MPa
- 115x42 oval rail
- Visual block of 39%
- DuraGal pre-galvanising of 200 grams per sqm
- Package includes spring-loaded gate latches on all internal gates



**\$21,200**


**PACKAGE DEAL**

## PRO

CODE: BF5CRPRO

**39KG**

- Medium to high tensile strength steel. 350-450 MPa
- 66x44 oval rail
- Visual block of 22%
- DuraGal pre-galvanising of 200 grams per sqm
- Package includes spring-loaded gate latches on all internal gates



**\$20,424**

**PACKAGE DEAL**

## ELITE

CODE: BF5CRLITE

**25KG**

- Low/medium tensile strength steel. 100 MPa
- 60x30 oval rail
- Visual block of 20%
- Pre-galvanising of 50 grams per qm



**\$18,438**

**PACKAGE DEAL**

Prices include GST. Freight charges apply. All images are for illustration purposes only. Errors and omissions excepted. Prices may have changed since the time of printing this book. Please check with an Arrowquip sales representative before confirming your order

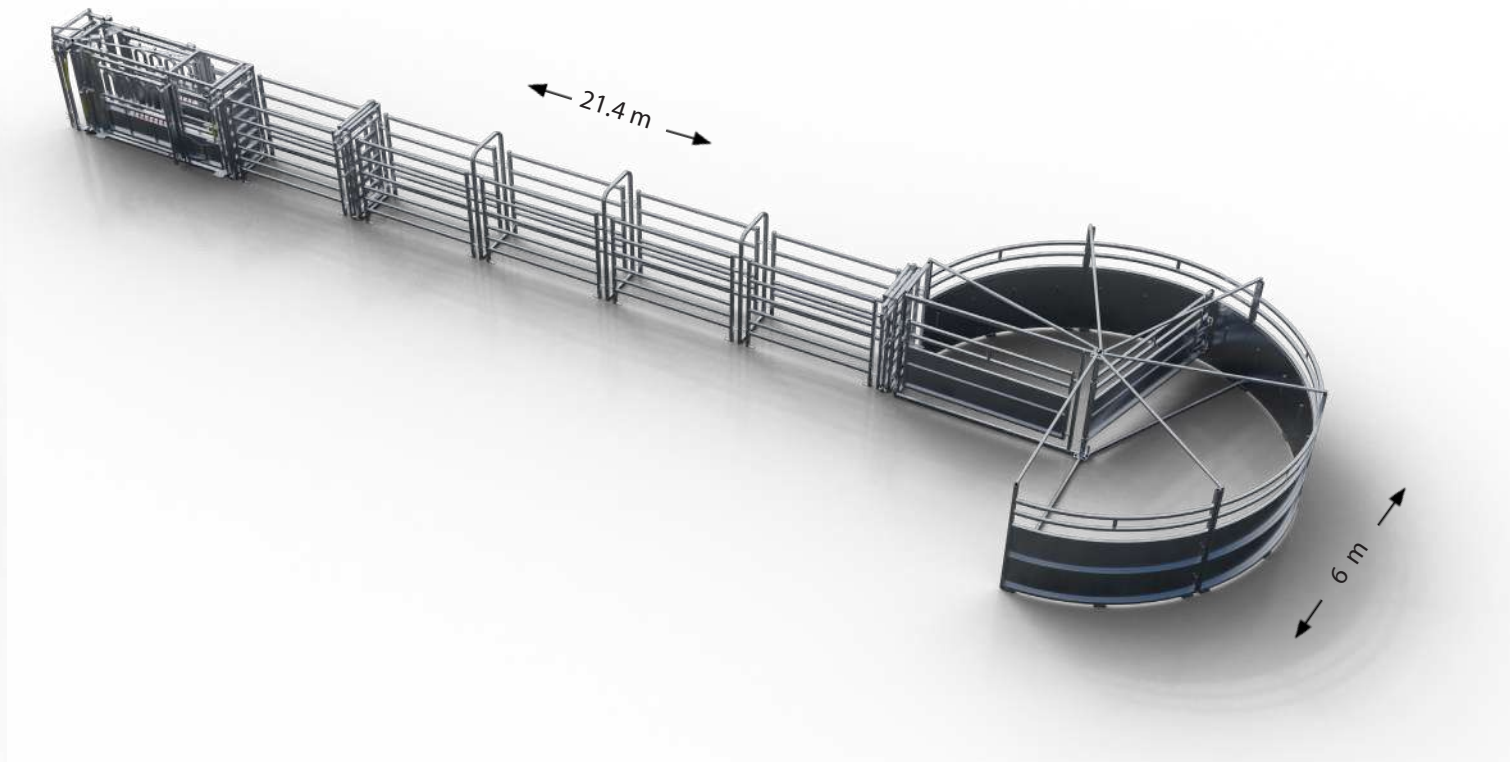




ARROWQUIP

# BUDFLOW PACKAGES

## FIVE SECTION STRAIGHT RACE



*\*Includes Cow Catcher 47 series vet crush, Bud Flow and semi permanent race system*


The Bud Flow straight race package is an excellent core working system which makes cattle handling a breeze. The low-stress Bud Flow forcing yard is one of its kind. It leverages natural cattle flow to fill the race quickly and easily. The race features two sliding gates; one at the start and another just one animal length before the crush to increase efficiency.

### MASTER

CODE: BF5SR

**61KG**

- Medium to high tensile strength steel. 350-450 MPa
- 115x42 oval rail
- Visual block of 39%
- DuraGal pre-galvanising of 200 grams per sqm
- Package includes spring-loaded gate latches on all internal gates



**\$21,723**


**PACKAGE DEAL**

### PRO

CODE: BF5SRMASTER

**39KG**

- Medium to high tensile strength steel. 350-450 MPa
- 66x44 oval rail
- Visual block of 22%
- DuraGal pre-galvanising of 200 grams per sqm
- Package includes spring-loaded gate latches on all internal gates



**\$20,429**

**PACKAGE DEAL**

### ELITE

CODE: BF5SRRELITE

**25KG**

- Low/medium tensile strength steel. 100 MPa
- 60x30 oval rail
- Visual block of 20%
- Pre-galvanising of 50 grams per qm



**\$17,948**

**PACKAGE DEAL**

Prices include GST. Freight charges apply. All images are for illustration purposes only. Errors and omissions excepted. Prices may have changed since the time of printing this book. Please check with an Arrowquip sales representative before confirming your order

**WE CAN HELP YOU WITH YOUR NEW OR EXISTING YARDS**

FREE CALL 1800 814 107

ARROWQUIP.COM.AU

# CATTLE CRUSHES



## **COW CATCHER 47 VET CRUSH**

Code: CWC4700V

Heavy duty bail with dual locking mechanism

Lifetime warranty on locks

Patented design

Australian made with 10 year manufacturer's guarantee

Quiet low stress operation

**INCLUDE A HEAD  
HOLDER WITH  
YOUR CRUSH**



## **Q-CATCH MARK II DUAL**

Code: QCMK2D

Heavy duty bail with dual locking mechanism

Lifetime warranty on locks

Patented design

Australian made with 10 year manufacturer's guarantee

Quiet low stress operation

Dual side squeeze 3/4 length

Quietest manual crush on the market

**UPGRADE YOUR PACKAGE'S STANDARD CRUSH!**



# CATTLE CRUSHES



## **Q-CATCH MARK II DUAL EXTREME**

Code: QCMK2DX

Heavy duty bail with dual locking mechanism

Lifetime warranty on locks

Patented design

Australian made with 10 year manufacturer's guarantee

Quiet low stress operation

Dual side squeeze full length (vet cage squeezes)

Quietest manual crush on the market

Solid virgin rubber floor which is quiet and less stressful for cattle



## **Q-CATCH MARK II HYDRA (Hydraulic Operation)**

Code: QCMK2H

Heavy duty bail with dual locking mechanism

Lifetime warranty on locks

Patented design

Australian made with 10 year manufacturer's guarantee

Quiet low stress operation

Dual side squeeze full length (vet cage squeezes)

Highspeed head bail operation

Solid virgin rubber floor which is quiet and less stressful for cattle

**UPGRADE YOUR PACKAGE'S STANDARD CRUSH!**



# LOADING RAMPS



## 3.5M CATTLE LOADING RAMP

Product Code LR35

Heavy duty construction

750mm wide

115mm oval rail

Australian made with 10 year manufacturer's guarantee

Available fixed height or adjustable

Side walk option available



## 4.8M CATTLE LOADING RAMP WITH SIDEWALK

Product Code LR48 with SW48

Heavy duty construction

750mm wide

115mm oval rail

Australian made with 10 year manufacturer's guarantee

Available fixed height or adjustable

Side walk option available

Level extension available



## 6.3M STOCKCARE LOADING RAMP WITH BAT WINGS

Product Code LRSCBW

Heavy duty construction

750mm wide

115mm oval rail

Australian made with 10 year manufacturer's guarantee

Level extension standard

Side walk standard

Level extension access gate

Sliding gate

Batwing gates for side loading

Meets new loading ramp guidelines

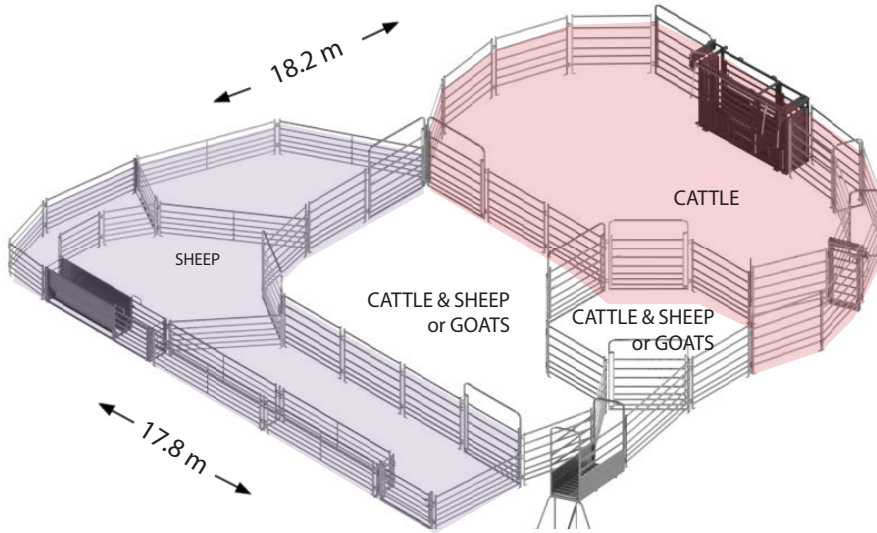


The side walk needs to be specified if it is to be on the truck drivers side or the passengers side. (Based on looking from the bottom of the ramp up).



# COMBO YARDS

## DUAL PURPOSE YARD



### AVAILABLE OPTIONS

#### COMBO PANELS

Australian made, first grade, high tensile galvanised steel

#### SHEEP & CATTLE PANELS

C-Line with Ag sheeting for combo purposes

Combo panels are used primarily for cattle sheep combinations but are also great for goats, alpacas, and any combination of animals that need the security of both height and narrow rails.

CODE: AFQ50-45



#### COW CATCHER 47 SERIES

All packages come with Cow Catcher 47 Series Vet Crush. Upgrade your crush on page 42.

Crush Product Code CWC4700

\*Head holder is optional and not included in the price of the crush, but can be easily purchased with the package.

### PRO

CODE: AFQ50/450PRO

**39KG**

- Medium to high tensile strength steel. 350-450 MPa
- 66x44 oval rail
- Visual block of 22%
- DuraGal pre-galvanising of 200 grams per sqm
- Package includes spring-loaded gate latches on all internal gates

**\$25,958**

**PACKAGE DEAL**



### ELITE

CODE: AFQ50/450ELITE

**25KG**

- Low/medium tensile strength steel. 100 MPa
- 60x30 oval rail
- Visual block of 20%
- Pre-galvanising of 50 grams per sqm

**\$21,645**

**PACKAGE DEAL**

Prices include GST. Freight charges apply. All images are for illustration purposes only. Errors and omissions excepted. Prices may have changed since the time of printing this book. Please check with an Arrowquip sales representative before confirming your order

WE CAN HELP YOU WITH YOUR NEW OR EXISTING YARDS

FREE CALL 1800 814 107

ARROWQUIP.COM.AU



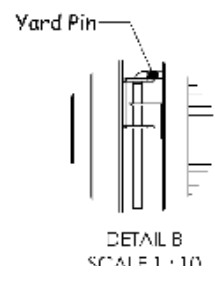
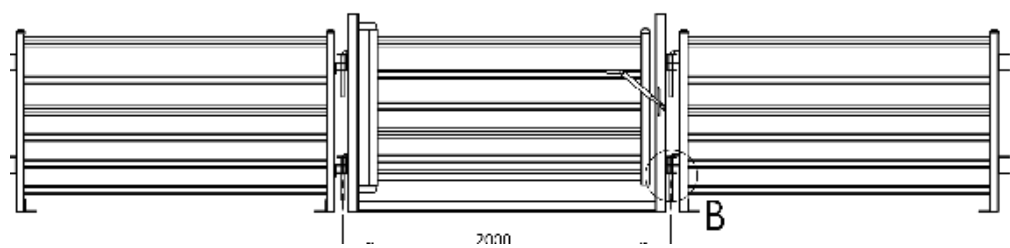


ARROWQUIP

# SEMI-PERMANENT SHEEP YARDS



Lug & pin system ensures quick installation  
 Freedom to add to your stockyard system at any time,  
 or move the yard to a new property  
 Modular system allows you to make changes and additions  
 to your yard as necessary  
 Oval rails prevent bruising  
 Feet are secured to the ground with pins (optional)








# 50 HEAD

## Sheep Starter Yard



### YARD FEATURES

- 30 m<sup>2</sup> footprint
- 50 head working capacity (holds 75)
- 2 pens
- 1 person operation
- Three-way adjustable draft module

This sheep yard allows to easy management of up to 50 head, including two pens and an Arrowquip drafting module.

#### MASTER

CODE: ASP50MASTER

**26KG**

- Medium to high tensile strength steel. 350-450 MPa
- Top rail 64x44
- 5 Lower rails 53x35
- Pre-galvanising of 200 grams per sqm
- Visual block of 31%
- Package includes spring-loaded gate latches on all internal gates



**\$6,822**


**PACKAGE DEAL**

#### PRO

CODE: ASP50PRO

**23KG**

- Medium to high tensile strength steel. 350-450 MPa
- Top rail 50x50
- 5 lower rails 25x25
- Pre galvanising 200 grams per sqm
- Visual block of 18%
- Package includes spring-loaded gate latches on all internal gates



**\$5,781**

**PACKAGE DEAL**

#### ELITE

CODE: ASP50ELITE

**23KG**

- Low/medium tensile strength steel.
- 60 x 30 oval rail
- 100 MPa
- Visual block of 28%
- Pre galvanising 55 grams per sqm



**\$4,799**

**PACKAGE DEAL**

Prices include GST. Freight charges apply. All images are for illustration purposes only. Errors and omissions excepted. Prices may have changed since the time of printing this book. Please check with an Arrowquip sales representative before confirming your order

WE CAN HELP YOU WITH YOUR NEW OR EXISTING YARDS


FREE CALL 1800 814 107

ARROWQUIP.COM.AU



# 110 HEAD

## SHEEP STARTER YARD



### YARD FEATURES

- 72 m<sup>2</sup> footprint
- 120 head working capacity (holds 180)
- 5 pens
- 1 person operation
- Three-way adjustable draft module

A small yet capable design, this yard system can easily and efficiently manage up to 120 head. The curved design, V-force and two way draft combine to increase efficiency and functionality, making this system the perfect stud starter yard.

#### MASTER

CODE: ASP110MASTER

**26KG**

- Medium to high tensile strength steel. 350-450 MPa
- Top rail 64x44
- 5 Lower rails 53x35
- Pre-galvanising of 200 grams per sqm
- Visual block of 31%
- Package includes spring-loaded gate latches on all internal gates


**\$10,811****PACKAGE DEAL**

#### PRO

CODE: ASP110PRO

**23KG**

- Medium to high tensile strength steel. 350-450 MPa
- Top rail 50x50
- 5 lower rails 25x25
- Pre galvanising 200 grams per sqm
- Visual block of 18%
- Package includes spring-loaded gate latches on all internal gates

**\$9,019****PACKAGE DEAL**

#### ELITE

CODE: ASP110ELITE

**23KG**


- Low/medium tensile strength steel.
- 60 x 30 oval rail
- 100 MPa
- Visual block of 28%
- Pre galvanising 55 grams per sqm

**\$7,169****PACKAGE DEAL**

Prices include GST. Freight charges apply. All images are for illustration purposes only. Errors and omissions excepted. Prices may have changed since the time of printing this book. Please check with an Arrowquip sales representative before confirming your order



# 140 HEAD SHEEP STARTER YARD



## YARD FEATURES

- 78 m<sup>2</sup> footprint
- 130 head working capacity (holds 195)
- 4 pens
- Three-way adjustable draft module
- Sheep & goat catcher
- Bugle design

This bugle design sheep yard is a perfect starting point for a sheep operation. The bugle flows around to the sheep and goat handler where you can turn over the sheep apply animal husbandry. It then flows into the adjustable three way draft.

**MASTER**

CODE: ASP140MASTER  
**26KG**  
 • Medium to high tensile strength steel. 350-450 MPa  
 • Top rail 64x44  
 • 5 Lower rails 53x35  
 • Pre-galvanising of 200 grams per sqm  
 • Visual block of 31%  
 • Package includes spring-loaded gate latches on all internal gates



**\$13,159 PACKAGE DEAL**

**PRO**

CODE: ASP140PRO  
**23KG**  
 • Medium to high tensile strength steel. 350-450 MPa  
 • Top rail 50x50  
 • 5 lower rails 25x25  
 • Pre galvanising 200 grams per sqm  
 • Visual block of 18%  
 • Package includes spring-loaded gate latches on all internal gates



**\$12,232 PACKAGE DEAL**

**ELITE**

CODE: ASP140ELITE  
**23KG**  
 • Low/medium tensile strength steel.  
 • 60 x 30 oval rail  
 • 100 MPa  
 • Visual block of 28%  
 • Pre galvanising 55 grams per sqm



**\$9,734 PACKAGE DEAL**

Prices include GST. Freight charges apply. All images are for illustration purposes only. Errors and omissions excepted. Prices may have changed since the time of printing this book. Please check with an Arrowquip sales representative before confirming your order

WE CAN HELP YOU WITH YOUR NEW OR EXISTING YARDS

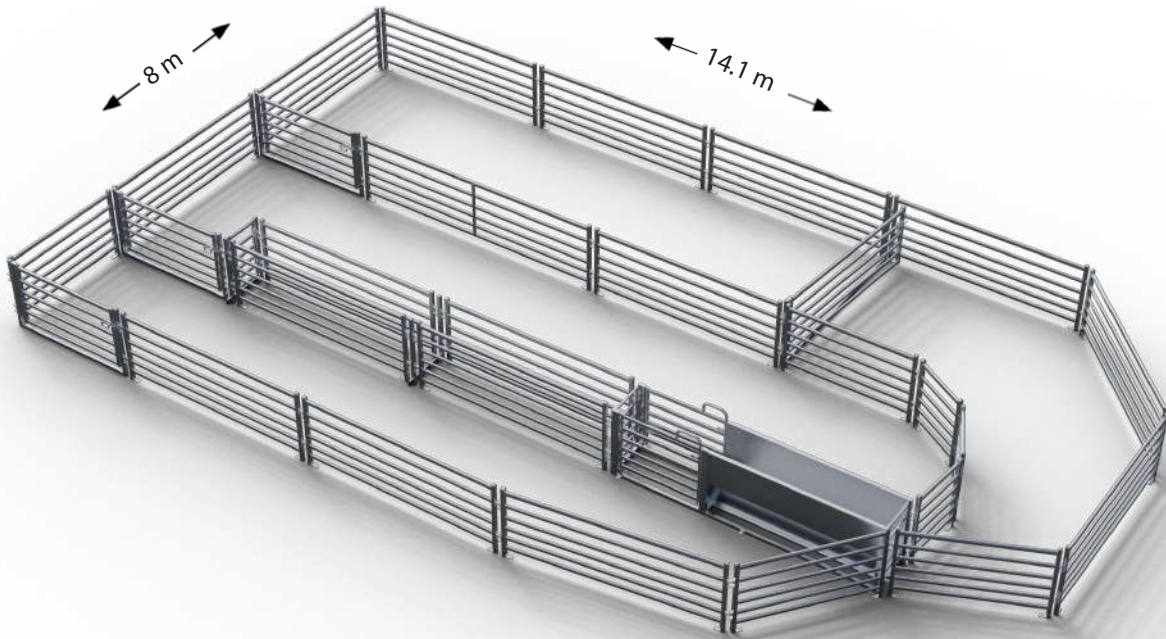
FREE CALL 1800 814 107 | ARROWQUIP.COM.AU





# 250 HEAD

## DROVER'S YARD



### YARD FEATURES

- 104 m<sup>2</sup> footprint
- 170 head working capacity (holds 260)
- 4 pens
- 1 person operation
- Bugle yard design
- Single drench race
- Three-way adjustable draft module

With four pens, a bugle design that increases efficiency by enhancing animal flow, a two way draft and a single drench race, this design is an excellent small yard that is capable of easily managing up to 170 head.

#### MASTER

CODE: ASP250MASTER

##### 26KG

- Medium to high tensile strength steel. 350-450 MPa
- Top rail 64x44
- 5 Lower rails 53x35
- Pre-galvanising of 200 grams per sqm
- Visual block of 31%
- Package includes spring-loaded gate latches on all internal gates



**\$12,719**


**PACKAGE DEAL**

#### PRO

CODE: ASP250PRO

##### 23KG

- Medium to high tensile strength steel. 350-450 MPa
- Top rail 50x50
- 5 lower rails 25x25
- Pre galvanising 200 grams per sqm
- Visual block of 18%
- Package includes spring-loaded gate latches on all internal gates



**\$10,869**

**PACKAGE DEAL**

#### ELITE

CODE: ASP250ELITE

##### 23KG

- Low/medium tensile strength steel.
- 60 x 30 oval rail
- 100 MPa
- Visual block of 28%
- Pre galvanising 55 grams per sqm



**\$8,094**

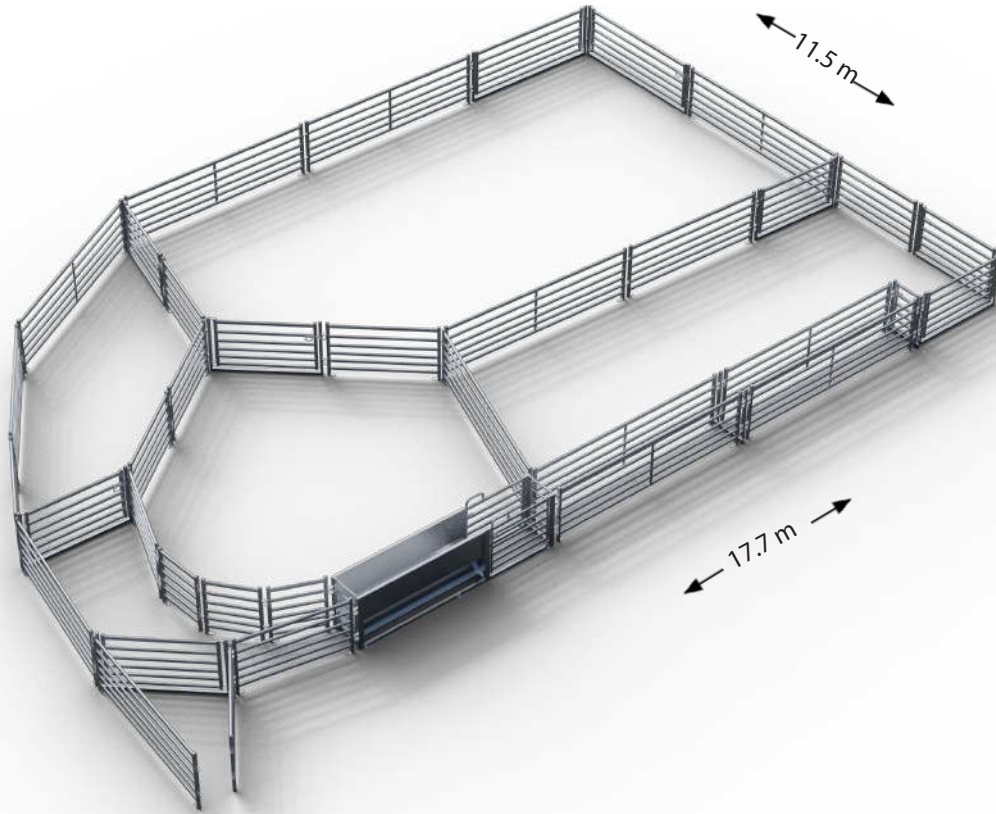
**PACKAGE DEAL**

Prices include GST. Freight charges apply. All images are for illustration purposes only. Errors and omissions excepted. Prices may have changed since the time of printing this book. Please check with an Arrowquip sales representative before confirming your order



# 400 HEAD

## THE SHEPHERD'S YARD



### YARD FEATURES

- 173 m<sup>2</sup> footprint
- 280 head working capacity (holds 430)
- 5 pens
- 1 person operation
- Bugle yard design
- Single drench race
- Three-way adjustable draft module

If you have up to 280 head of sheep and you want to improve the way you handle them, this design is for you. The traditional bugle design flows around to the draft module and drenching race. There also is provision to go to a loading ramp or shearing shed depending on your needs.

**MASTER**


CODE: ASP400MASTER  
**26KG**  
 • Medium to high tensile strength steel. 350-450 MPa  
 • Top rail 64x44  
 • 5 Lower rails 53x35  
 • Pre-galvanising of 200 grams per sqm  
 • Visual block of 31%  
 • Package includes spring-loaded gate latches on all internal gates



**\$15,695**      **PACKAGE DEAL**

**PRO**

CODE: ASP400PRO  
**23KG**  
 • Medium to high tensile strength steel. 350-450 MPa  
 • Top rail 50x50  
 • 5 lower rails 25x25  
 • Pre galvanising 200 grams per sqm  
 • Visual block of 18%  
 • Package includes spring-loaded gate latches on all internal gates



**\$13,533**      **PACKAGE DEAL**

**ELITE**

CODE: ASP400ELITE  
**23KG**  
 • Low/medium tensile strength steel.  
 • 60 x 30 oval rail  
 • 100 MPa  
 • Visual block of 28%  
 • Pre galvanising 55 grams per sqm



**\$10,501**      **PACKAGE DEAL**

Prices include GST. Freight charges apply. All images are for illustration purposes only. Errors and omissions excepted. Prices may have changed since the time of printing this book. Please check with an Arrowquip sales representative before confirming your order

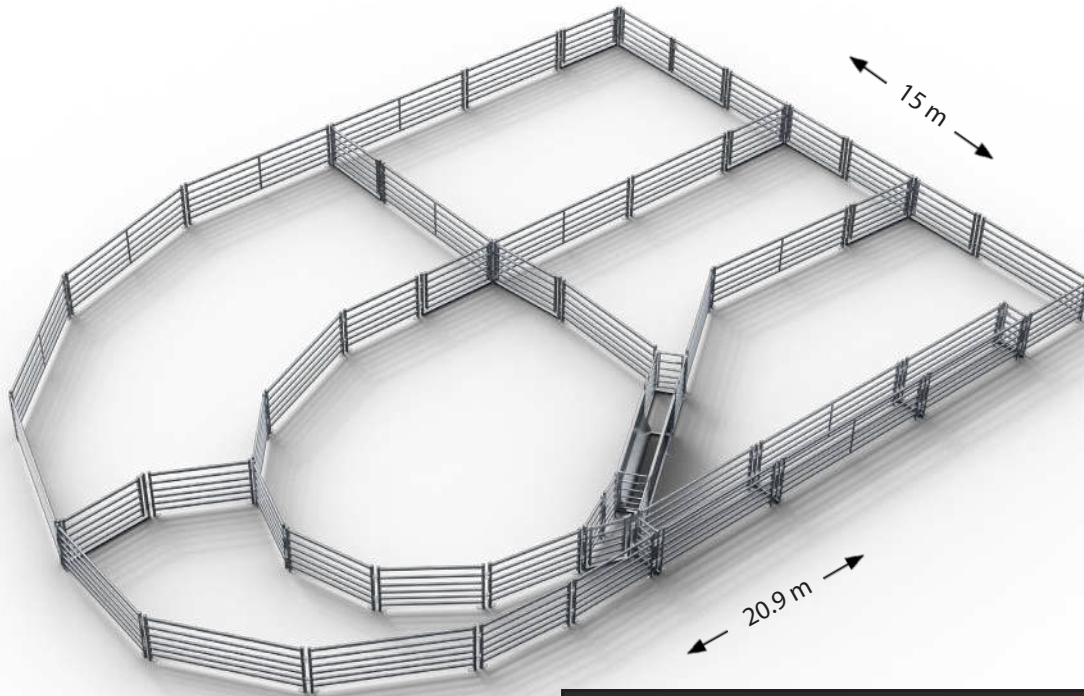
WE CAN HELP YOU WITH YOUR NEW OR EXISTING YARDS

FREE CALL 1800 814 107      ARROWQUIP.COM.AU



# 710 HEAD

## GRAZIER'S YARD



### YARD FEATURES

- 291 m<sup>2</sup> footprint
- 480 head working capacity (holds 725) 6 pens
- 1 person operation
- Bugle yard design
- Single drench race
- Three-way adjustable draft module

The sheep yard of choice for graziers, this design incorporates a range of features designed to increase effectiveness and functionality. The bugle design increases efficiency by utilising natural animal behaviour to cause the animals to flow, and the yard's six pens, drench race and three way draft increase the versatility and ease-of-use for this yard.

#### MASTER

CODE: ASP710MASTER

**26KG**

- Medium to high tensile strength steel. 350-450 MPa
- Top rail 64x44
- 5 Lower rails 53x35
- Pre-galvanising of 200 grams per sqm
- Visual block of 31%
- Package includes spring-loaded gate latches on all internal gates


**\$22,085****PACKAGE DEAL**

#### PRO

CODE: ASP710PRO

**23KG**

- Medium to high tensile strength steel. 350-450 MPa
- Top rail 50x50
- 5 lower rails 25x25
- Pre galvanising 200 grams per sqm
- Visual block of 18%
- Package includes spring-loaded gate latches on all internal gates

**\$18,674****PACKAGE DEAL**

#### ELITE

CODE: ASP710ELITE

**23KG**

- Low/medium tensile strength steel.
- 60 x 30 oval rail
- 100 MPa
- Visual block of 28%
- Pre galvanising 55 grams per sqm


**\$13,991****PACKAGE DEAL**

Prices include GST. Freight charges apply. All images are for illustration purposes only. Errors and omissions excepted. Prices may have changed since the time of printing this book. Please check with an Arrowquip sales representative before confirming your order





# 1050 HEAD COMMERCIAL SHEEP YARD



## YARD FEATURES

- 412 m<sup>2</sup> footprint
- 690 head working capacity (holds 1030)
- 6 pens
- Bugle yard design
- Flexible diamond pens
- Single drench race
- Three-way adjustable draft module

This yard is designed for efficiency and functionality when working around 700 head of sheep. The bugle design utilises natural animal behaviour to guide the animals through the yard. The combined functionality of the six pens, drench race, three way draft and diamond yard saves you time when processing sheep.

**MASTER**

CODE: ASP1050MASTER  
**26KG**

- Medium to high tensile strength steel. 350-450 MPa
- Top rail 64x44
- 5 Lower rails 53x35
- Pre-galvanising of 200 grams per sqm
- Visual block of 31%
- Package includes spring-loaded gate latches on all internal gates




**\$26,363**      **PACKAGE DEAL**

**PRO**

CODE: ASP1050PRO  
**23KG**

- Medium to high tensile strength steel. 350-450 MPa
- Top rail 50x50
- 5 lower rails 25x25
- Pre galvanising 200 grams per sqm
- Visual block of 18%
- Package includes spring-loaded gate latches on all internal gates



**\$19,252**      **PACKAGE DEAL**

**ELITE**

CODE: ASP1050ELITE  
**23KG**

- Low/medium tensile strength steel.
- 60 x 30 oval rail
- 100 MPa
- Visual block of 28%
- Pre galvanising 55 grams per sqm



**\$16,188**      **PACKAGE DEAL**

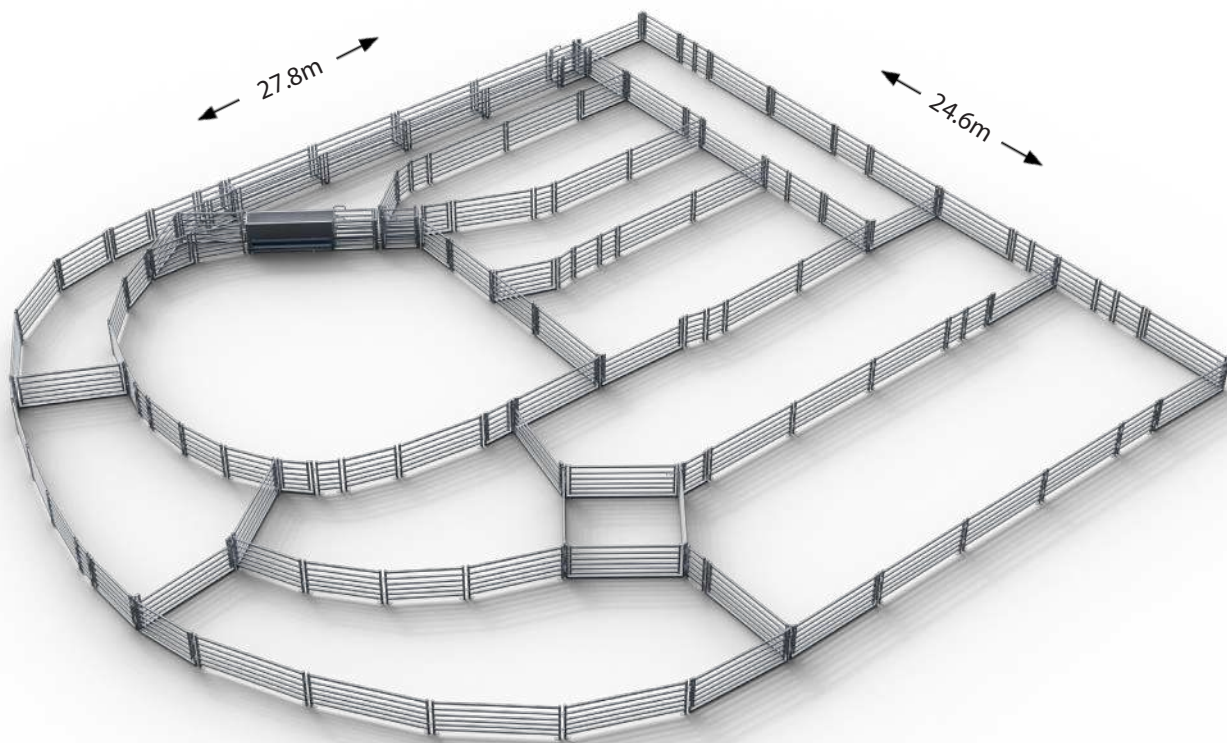
Prices include GST. Freight charges apply. All images are for illustration purposes only. Errors and omissions excepted. Prices may have changed since the time of printing this book. Please check with an Arrowquip sales representative before confirming your order

WE CAN HELP YOU WITH YOUR NEW OR EXISTING YARDS

FREE CALL 1800 814 107      ARROWQUIP.COM.AU

# 1450 HEAD

## THE BREEDER'S CLASSIC



### YARD FEATURES

- 624 m<sup>2</sup> footprint
- 1040 head working capacity (holds 1560)
- 12 pens
- 1 person operation
- Double Bugle yard design
- Flexible diamond pens
- Single drench race
- Four-way adjustable draft module
- Laneway adjacent to draft pens

The Breeders Classic yard is the ultimate design for handling up to 1000 head at a time. It boasts a dual bugle and laneway, which flows around to the four way draft and drench race. After the draft, the pens flow into a laneway system which will connect up with your holding yards and allow for a quick transition from the yards back to the paddock. There is provision to connect a sheep handler at the end of the draft for quicker weighing and drafting, or performing husbandry tasks.

#### MASTER

CODE: ASP1560MASTER

##### 26KG

- Medium to high tensile strength steel. 350-450 MPa
- Top rail 64x44
- 5 Lower rails 53x35
- Pre-galvanising of 200 grams per sqm
- Visual block of 31%
- Package includes spring-loaded gate latches on all internal gates



**\$48,405**


**PACKAGE DEAL**

#### PRO

CODE: ASP1560PRO

##### 23KG

- Medium to high tensile strength steel. 350-450 MPa
- Top rail 50x50
- 5 lower rails 25x25
- Pre galvanising 200 grams per sqm
- Visual block of 18%
- Package includes spring-loaded gate latches on all internal gates



**\$41,376**


**PACKAGE DEAL**

#### ELITE

CODE: ASP1560ELITE

##### 23KG

- Low/medium tensile strength steel.
- 60 x 30 oval rail
- 100 MPa
- Visual block of 28%
- Pre galvanising 55 grams per sqm



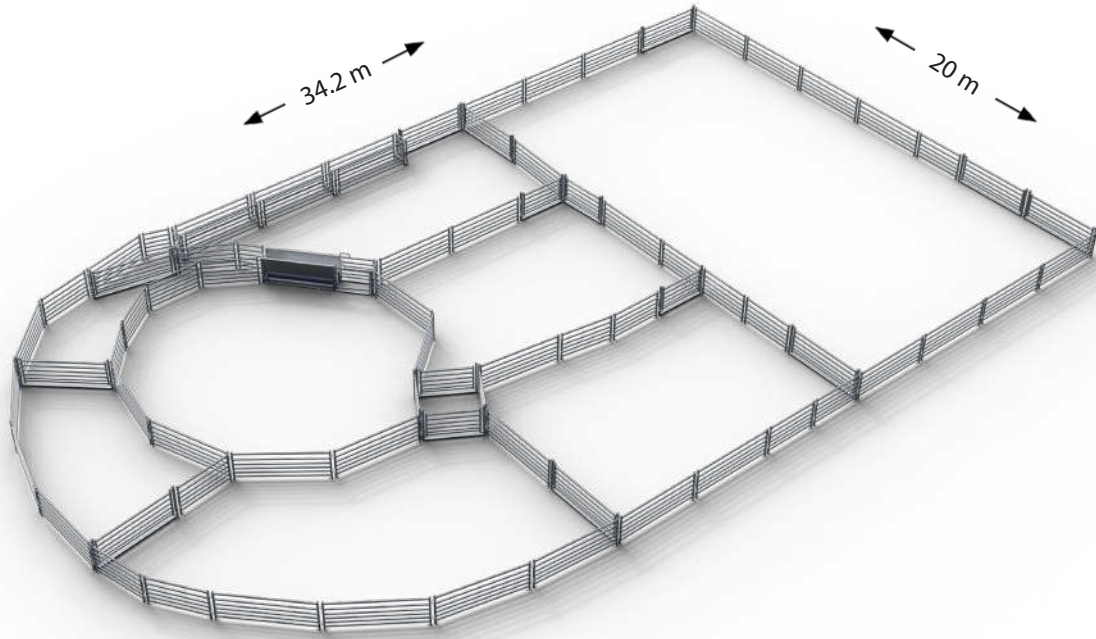
**\$27,093**

**PACKAGE DEAL**

Prices include GST. Freight charges apply. All images are for illustration purposes only. Errors and omissions excepted. Prices may have changed since the time of printing this book. Please check with an Arrowquip sales representative before confirming your order



# 1530 HEAD PROCESSING YARD



## YARD FEATURES

- 628 m<sup>2</sup> footprint
- 1050 head working capacity (holds 1570)
- 8 pens
- Bugle yard design
- Flexible diamond pens
- Single drench race
- Three-way adjustable draft module

The yard for efficient and easy processing, this design utilises a range of features and design principles to ensure effective stock management. The eight pens, flexible diamond yard and three way draft ensure functional management of up to 1100 head of sheep, while the bugle design ensures efficiency and smooth flow.

### MASTER

CODE: ASP1530MASTER

**26KG**

- Medium to high tensile strength steel. 350-450 MPa
- Top rail 64x44
- 5 Lower rails 53x35
- Pre-galvanising of 200 grams per sqm
- Visual block of 31%
- Package includes spring-loaded gate latches on all internal gates



**\$31,046**

**PACKAGE DEAL**

### PRO

CODE: ASP1530PRO

**23KG**

- Medium to high tensile strength steel. 350-450 MPa
- Top rail 50x50
- 5 lower rails 25x25
- Pre galvanising 200 grams per sqm
- Visual block of 18%
- Package includes spring-loaded gate latches on all internal gates



**\$23,704**

**PACKAGE DEAL**

### ELITE

CODE: ASP1530ELITE

**23KG**

- Low/medium tensile strength steel.
- 60 x 30 oval rail
- 100 MPa
- Visual block of 28%
- Pre galvanising 55 grams per sqm



**\$17,344**

**PACKAGE DEAL**

Prices include GST. Freight charges apply. All images are for illustration purposes only. Errors and omissions excepted. Prices may have changed since the time of printing this book. Please check with an Arrowquip sales representative before confirming your order

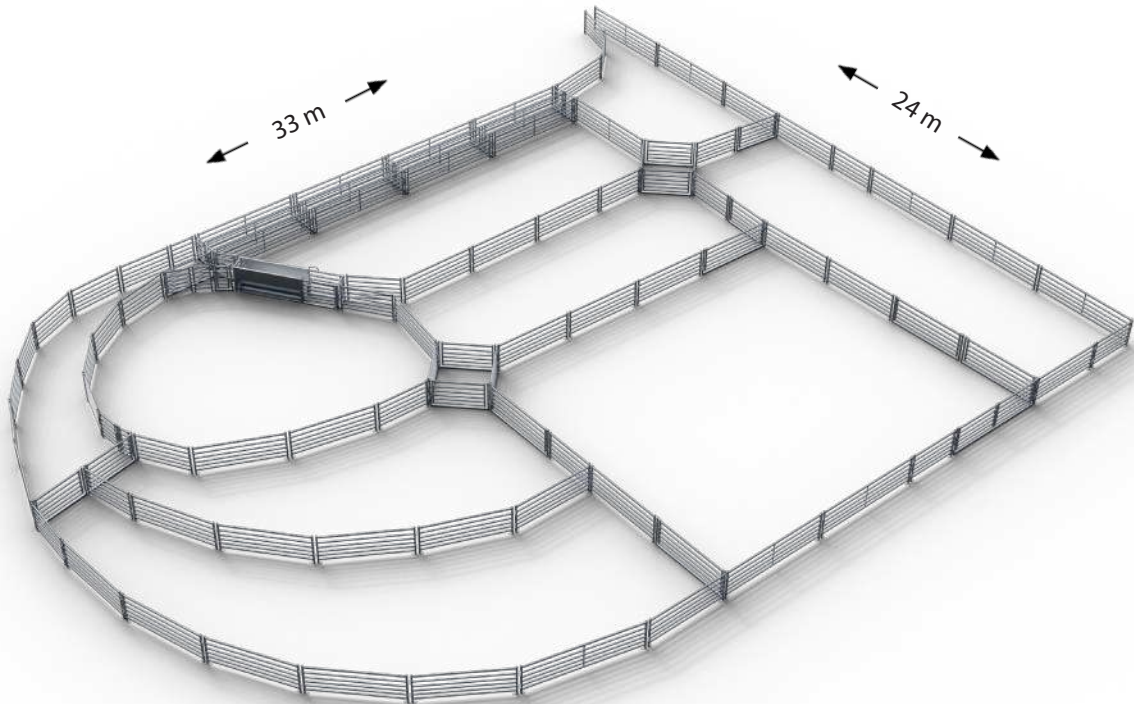
WE CAN HELP YOU WITH YOUR NEW OR EXISTING YARDS

FREE CALL 1800 814 107 | ARROWQUIP.COM.AU





# 1800 HEAD



## YARD FEATURES

- 760 m<sup>2</sup> footprint
- 1260 head working capacity (holds 1900)
- 9 pens
- Double bugle yard design
- Flexible diamond pens
- Double drench race
- Three-way adjustable draft module

The Production Yard is designed to suit operations where up to 1260 head of sheep will be handled at a time. The large holding yard is connected to the adjacent pens by the dual bugle or laneway, providing a flexible environment to work in. The dual bugle is designed to allow the handler to easily control the flow of sheep into the working area. Narrow pens make it easy to influence the movement of the mob. The dual working race and draft pens empty into a laneway where sheep can be either re-processed, loaded into a truck or released back into the paddock.

### MASTER

CODE: ASP1800MASTER

**26KG**

- Medium to high tensile strength steel. 350-450 MPa
- Top rail 64x44
- 5 Lower rails 53x35
- Pre-galvanising of 200 grams per sqm
- Visual block of 31%
- Package includes spring-loaded gate latches on all internal gates


**\$40,754****PACKAGE DEAL**

### PRO

CODE: ASP1800PRO

**23KG**

- Medium to high tensile strength steel. 350-450 MPa
- Top rail 50x50
- 5 lower rails 25x25
- Pre galvanising 200 grams per sqm
- Visual block of 18%
- Package includes spring-loaded gate latches on all internal gates

**\$37,579****PACKAGE DEAL**

### ELITE

CODE: ASP1800ELITE

**23KG**

- Low/medium tensile strength steel.
- 60 x 30 oval rail
- 100 MPa
- Visual block of 28%
- Pre galvanising 55 grams per sqm

**\$32,480****PACKAGE DEAL**

Prices include GST. Freight charges apply. All images are for illustration purposes only. Errors and omissions excepted. Prices may have changed since the time of printing this book. Please check with an Arrowquip sales representative before confirming your order

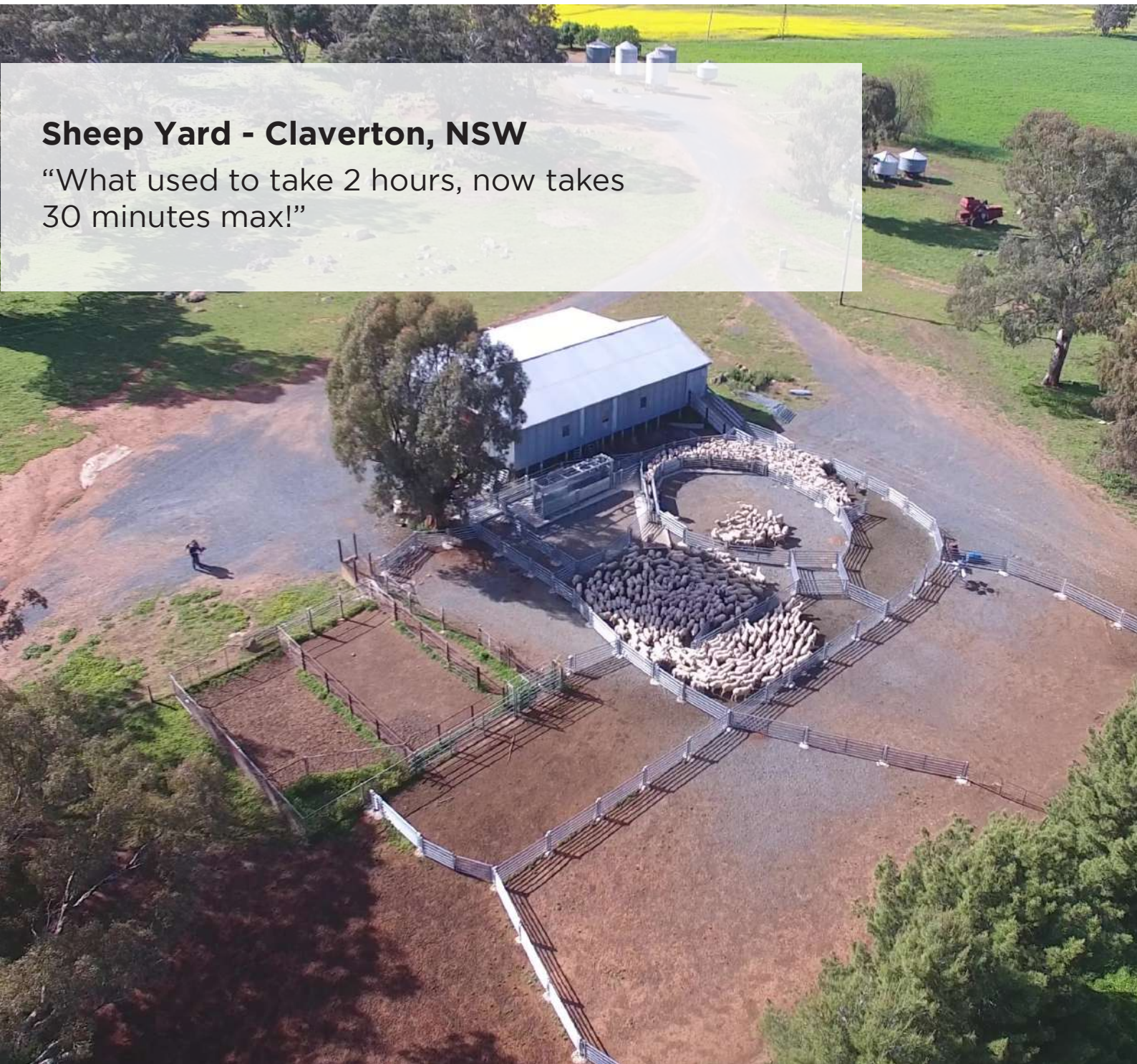


# CLIENT TESTIMONIAL

## IMPROVED **FARMER EFFICIENCY**

### Sheep Yard - Claverton, NSW

“What used to take 2 hours, now takes 30 minutes max!”



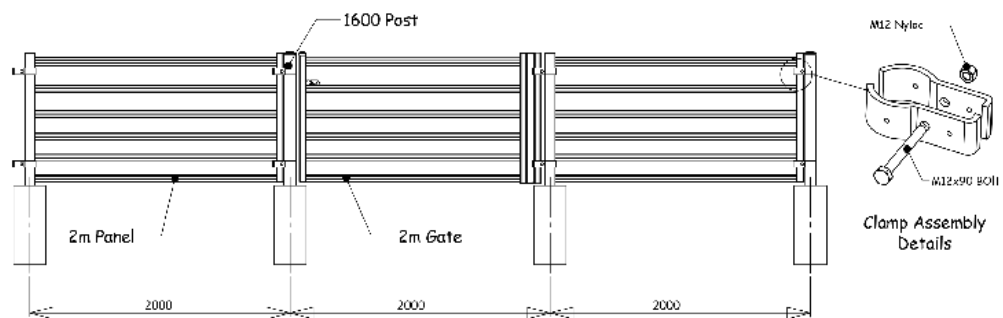




# PERMANENT SHEEP YARDS



- Clamping system ensures quiet yards
- Permanent construction for stability and durability
- Round posts for anti-bruise
- Concreted into the ground
- Modular system

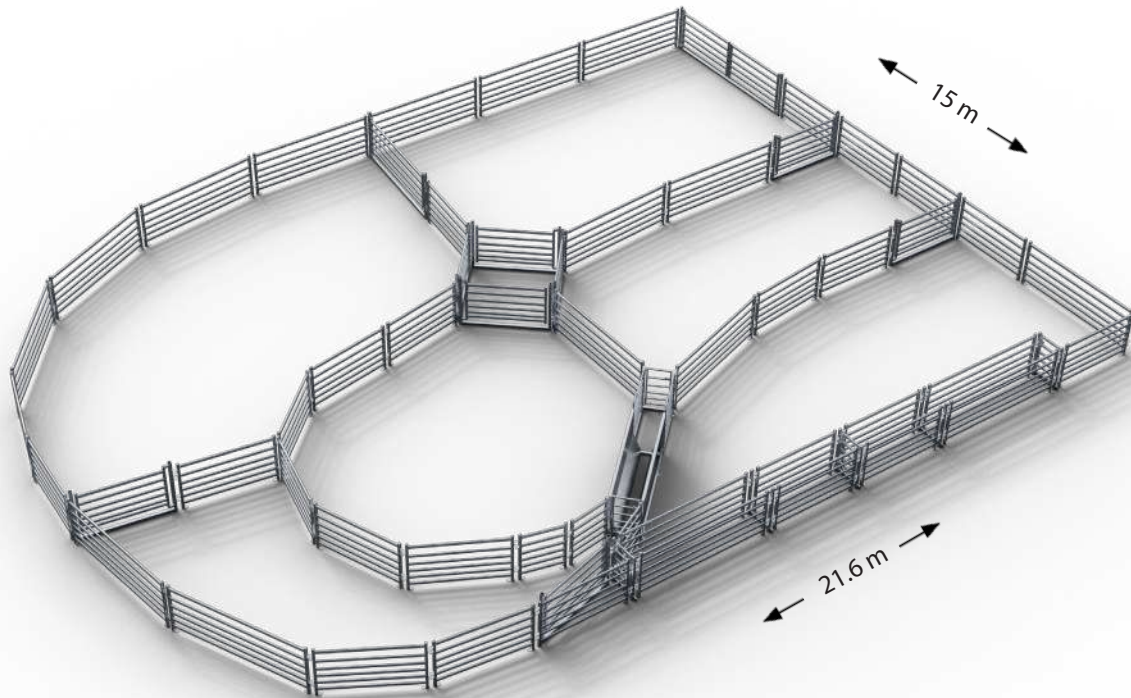






# 710 HEAD

THE POPULAR CHOICE



## YARD FEATURES

- 289 m<sup>2</sup> footprint
- 480 head working capacity (holds 720)
- 6 pens
- 1 person operation
- Bugle yard design
- Flexible diamond pens
- Single drench race
- Three-way adjustable draft module

The yard for efficient and easy processing, this design incorporates several features to simplify your stock management. The eight pens, flexible diamond yard and three way draft ensure ease of use for up to 480 head of sheep. The bugle design helps to keep sheep flowing through without stopping or turning back.

**MASTER**

CODE: ASP710PMMASTER  
**26KG**  
 • Medium to high tensile strength steel. 350-450 MPa  
 • Top rail 64x44  
 • 5 lower rails 53x35  
 • Pre galvanising of 200 grams per sqm  
 • Package includes spring-loaded gate latches on all internal gates



**\$23,472 PACKAGE DEAL**

**PRO**

CODE: ASP710PPRO  
**23KG**  
 • Medium to high tensile strength. 350-450 MPa  
 • Top rail 53x35  
 • 5 lower rails 25NB pipe  
 • Pre galvanising 200 grams per sqm  
 • Visual block of 18%  
 • Package includes spring-loaded gate latches on all internal gates



**\$19,714 PACKAGE DEAL**

**INSTALLATION**

Comprehensive site survey Installation of stockyards  
 Concrete supplied for post holes  
 Concrete pad area included for working area (6x3m)  
 Conditions apply. Please contact Arrowquip for more information

**\$17,684 PACKAGE DEAL**

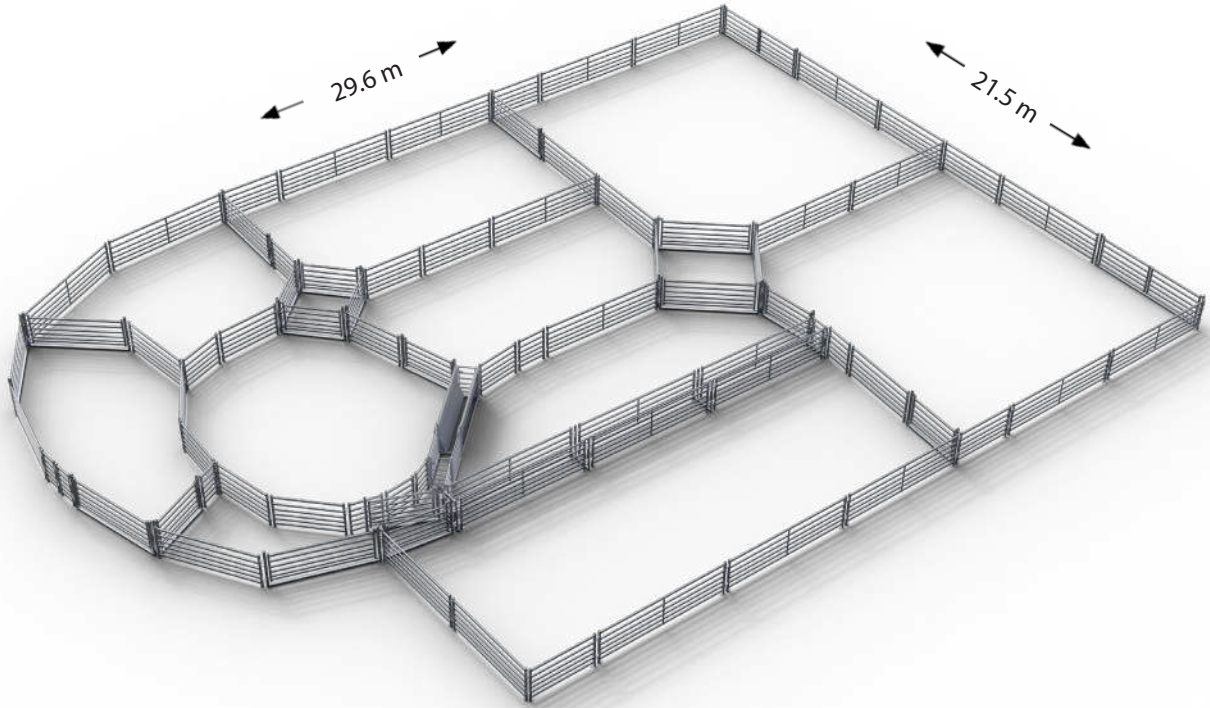
Prices include GST. Freight charges apply. All images are for illustration purposes only. Errors and omissions excepted. Prices may have changed since the time of printing this book. Please check with an Arrowquip sales representative before confirming your order

WE CAN HELP YOU WITH YOUR NEW OR EXISTING YARDS

FREE CALL 1800 814 107 ARROWQUIP.COM.AU



# 1400 HEAD



## YARD FEATURES

- 566 m<sup>2</sup> footprint
- 940 head working capacity (holds 1410)
- 9 pens
- Bugle yard design
- Flexible diamond pens
- Single drench race
- Three-way adjustable draft module

Multiple features combine to make this yard a great design that can efficiently manage up to 900 sheep with ease. The bugle design ensures smooth flow through the yard, and the nine pens, flexible diamond yards, three way draft and single drench race provide the functionality and versatility that you are looking for in a yard this size.

### MASTER

CODE: ASP1400PMAS

**26KG**

- Medium to high tensile strength steel. 350-450 MPa
- Top rail 64x44
- 5 lower rails 53x35
- Pre galvanising of 200 grams per sqm
- Package includes spring-loaded gate latches on all internal gates



**\$35,324**

**PACKAGE DEAL**

### PRO

CODE: ASP1400PPRO

**23KG**

- Medium to high tensile strength. 350-450 MPa
- Top rail 53x35
- 5 lower rails 25NB pipe
- Pre galvanising 200 grams per sqm
- Visual block of 18%
- Package includes spring-loaded gate latches on all internal gates



**\$35,093**

**PACKAGE DEAL**

### INSTALLATION

Comprehensive site survey Installation of stockyards Concrete supplied for post holes Concrete pad area included for working area (6x3m) Conditions apply. Please contact Arrowquip for more information

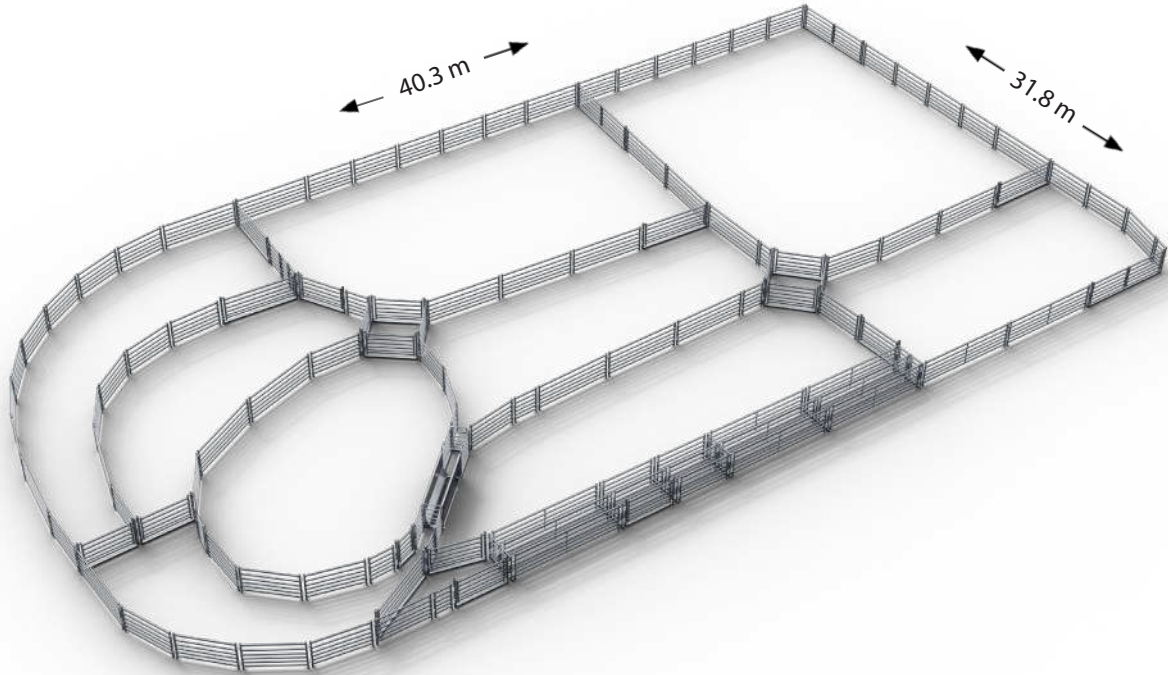
**\$24,486**

**PACKAGE DEAL**

Prices include GST. Freight charges apply. All images are for illustration purposes only. Errors and omissions excepted. Prices may have changed since the time of printing this book. Please check with an Arrowquip sales representative before confirming your order



# 1900 HEAD



## YARD FEATURES

- 782 m<sup>2</sup> footprint
- 1300 head working capacity (holds 1950)
- 9 pens
- Dual bugle yard design
- Flexible diamond pens
- Dual drench race
- Three-way adjustable draft module

The dual processing yard increases efficiency and ease-of-use with its dual bugle layout and dual drench race. The nine pens, three way draft, and diamond yards also serve to improve the versatility of the yard and make the management of your livestock easier.

**MASTER**

CODE: ASP1900PMAS<sup>T</sup>ER

**26KG**

- Medium to high tensile strength steel. 350-450 MPa
- Top rail 64x44
- 5 lower rails 53x35
- Pre galvanising of 200 grams per sqm
- Package includes spring-loaded gate latches on all internal gates




**\$43,707**      **PACKAGE DEAL**

**PRO**

CODE: ASP1900PPRO

**23KG**

- Medium to high tensile strength. 350-450 MPa
- Top rail 53x35
- 5 lower rails 25NB pipe
- Pre galvanising 200 grams per sqm
- Visual block of 18%
- Package includes spring-loaded gate latches on all internal gates




**\$41,857**      **PACKAGE DEAL**

**INSTALLATION**

- Comprehensive site survey
- Installation of stockyards
- Concrete supplied for post holes
- Concrete pad area included for working area (6x3m)
- Conditions apply. Please contact Arrowquip for more information

**\$30,040**      **PACKAGE DEAL**

Prices include GST. Freight charges apply. All images are for illustration purposes only. Errors and omissions excepted. Prices may have changed since the time of printing this book. Please check with an Arrowquip sales representative before confirming your order


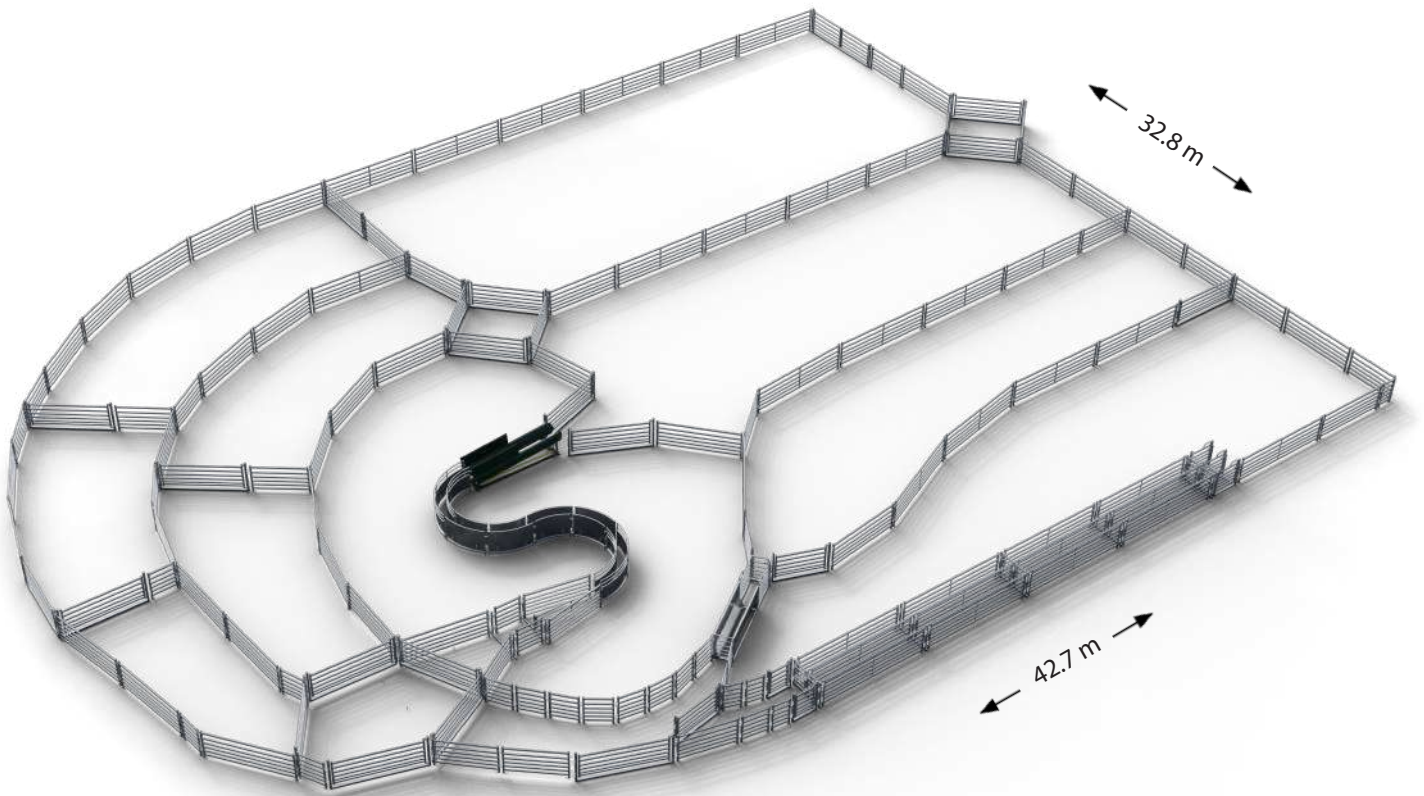
WE CAN HELP YOU WITH YOUR NEW OR EXISTING YARDS

FREE CALL 1800 814 107      ARROWQUIP.COM.AU



# 2500 HEAD

## WOOLBROKER'S CLASSIC YARD



The dual bugle design of this sheep yard increases efficiency by improving the flow of animals and by making it easier to guide them through the yard system. The curved race, and three way draft system at the centre of this yard allow for easy and efficient sheep handling and sorting. Also improving the effectiveness of this yard design is the dual drench race, three way draft race, and the system's twelve pens.




# 2500 HEAD WOOLBROKER'S CLASSIC YARD



### Ask about our loading ramp options

- 3.5 m sheep ramp (as shown)
- Loading ramp options available up to 8 meters long
- Mobile options available

Product Code: SLR35A



### Oblique lane twin leadup race

- Dual race for easy stock flow
- Swinging gate to sort into single file
- Width adjustment at each race bow
- 7.2 m long

Product Code: VEX2L

## YARD FEATURES

1166 m<sup>2</sup> footprint  
 1950 head working capacity (holds 2900)  
 13 pens  
 Dual bugle yard design

Curved race  
 Flexible diamond pens  
 Dual drench race  
 Three-way adjustable draft module

### MASTER

CODE: ASP2500MASTER

**26KG**

- Medium to high tensile strength steel, 350-450 MPa
- Top rail 64x44
- 5 lower rails 53x35
- Pre galvanising of 200 grams per sqm
- Package includes spring-loaded gate latches on all internal gates



**\$72,961**

**PACKAGE DEAL**

### PRO

CODE: ASP2500PPRO

**23KG**

- Medium to high tensile strength, 350-450 MPa
- Top rail 53x35
- 5 lower rails 25NB pipe
- Pre galvanising 200 grams per sqm
- Visual block of 18%
- Package includes spring-loaded gate latches on all internal gates



**\$68,278**

**PACKAGE DEAL**

### INSTALLATION

Comprehensive site survey Installation of stockyards  
 Concrete supplied for post holes  
 Concrete pad area included for working area (6x3m)  
 Conditions apply. Please contact Arrowquip for more information

**\$41,490**

**PACKAGE DEAL**

Prices include GST. Freight charges apply. All images are for illustration purposes only. Errors and omissions excepted. Prices may have changed since the time of printing this book. Please check with an Arrowquip sales representative before confirming your order

**WE CAN HELP YOU WITH YOUR NEW OR EXISTING YARDS**

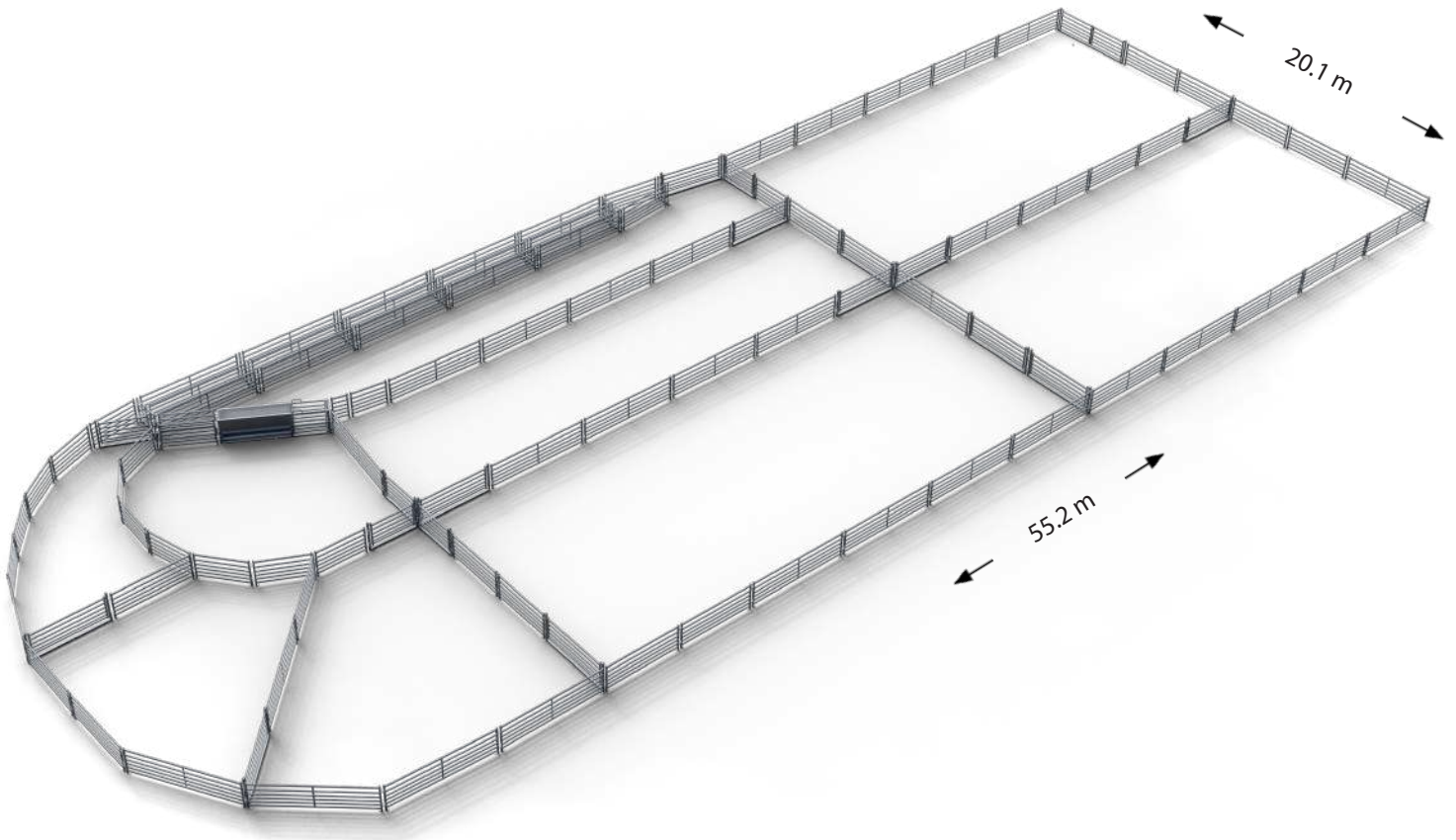
FREE CALL 1800 814 107

ARROWQUIP.COM.AU



# 2700 HEAD

## THE PASTORAL PACKAGE



A simple yet effective design, this yard efficiently manages up to 1800 sheep with ease. The bugle layout optimises flow by tapping into natural animal behaviour, and the dual drench race, three way draft and nine pens enhance functionality, making this a great yard to suit easy management of larger numbers of animals.






# 2700 HEAD THE PASTORAL PACKAGE



### Ask about our loading ramp options

- 3.5 m sheep ramp (as shown)
- Loading ramp options available up to 8 meters long
- Mobile options available

Product Code: SLR35A



### Upgrade to adjustable V sheep drafting race

- Adjustable V race
- Tumble & swing gates
- 1075 mm draft gates
- Removable draft gates for positioning handler at end of the race

Product Code: DMAS-NS

## YARD FEATURES

1100 m<sup>2</sup> footprint  
 1825 head working capacity (holds 2750)  
 9 pens

Bugle yard design  
 Dual drench race  
 Three-way adjustable draft module

### MASTER

CODE: ASP2700PMAS

**26KG**

- Medium to high tensile strength steel, 350-450 MPa
- Top rail 64x44
- 5 lower rails 53x35
- Pre galvanising of 200 grams per sqm
- Package includes spring-loaded gate latches on all internal gates



**\$54,229**

**PACKAGE DEAL**

### PRO

CODE: ASP2700PPRO

**23KG**

- Medium to high tensile strength, 350-450 MPa
- Top rail 53x35
- 5 lower rails 25NB pipe
- Pre galvanising 200 grams per sqm
- Visual block of 18%
- Package includes spring-loaded gate latches on all internal gates



**\$48,852**

**PACKAGE DEAL**

### INSTALLATION

Comprehensive site survey Installation of stockyards  
 Concrete supplied for post holes  
 Concrete pad area included for working area (6x3m)  
 Conditions apply. Please contact Arrowquip for more information

**\$33,328**

**PACKAGE DEAL**

Prices include GST. Freight charges apply. All images are for illustration purposes only. Errors and omissions excepted. Prices may have changed since the time of printing this book. Please check with an Arrowquip sales representative before confirming your order


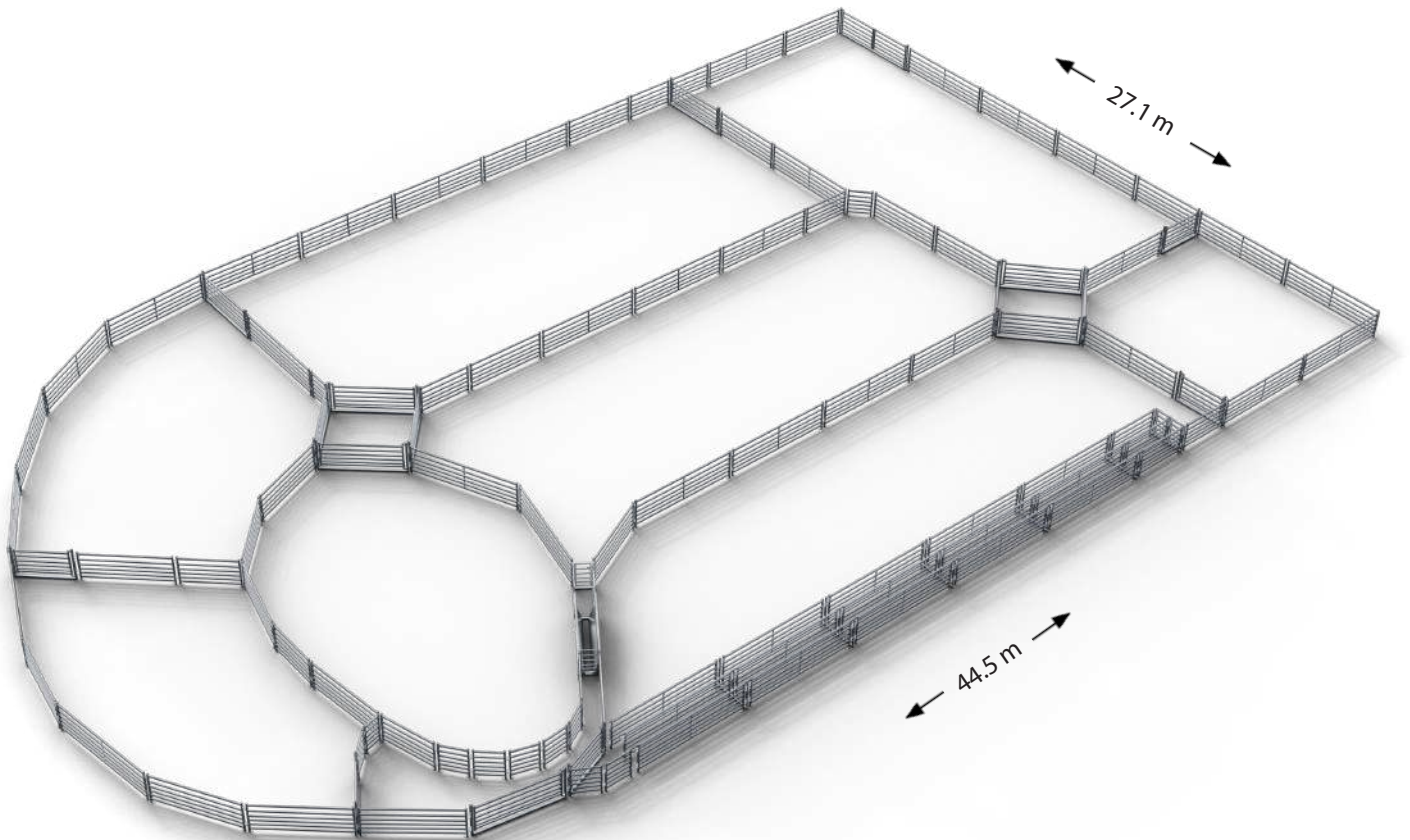
**WE CAN HELP YOU WITH YOUR NEW OR EXISTING YARDS**

FREE CALL 1800 814 107 [ARROWQUIP.COM.AU](http://ARROWQUIP.COM.AU)



# 2800 HEAD

THE BREEDER'S CHOICE



The sheep yard choice for breeders, this yard is well-designed, efficient and functional. The overarching design element is the bugle layout that uses natural animal behaviour to ensure the sheep will flow smoothly through the whole system. This layout of nine pens, when combined with the flexible diamond yards, three way draft and dual drench race, ensure ease-of-use and versatility when managing animals.



# 2800 HEAD

## THE BREEDER'S CHOICE



### Ask about our loading ramp options

- 3.5 m sheep ramp (as shown)
- Loading ramp options available up to 8 meters long
- Mobile options available

Product Code: SLR35A



### Upgrade to adjustable V sheep drafting race

- Adjustable V race
- Tumble & swing gates
- 1075 mm draft gates
- Removable draft gates for positioning handler at end of the race

Product Code: DMAS-NS

## YARD FEATURES

1150m<sup>2</sup> footprint  
 1900 head working. holds 2850  
 9 pens

Bugle yard design  
 Dual drench race  
 Three-way adjustable draft module

### MASTER

CODE: ASP2800PMAS

**26KG**

- Medium to high tensile strength steel. 350-450 MPa
- Top rail 64x44
- 5 lower rails 53x35
- Pre galvanising of 200 grams per sqm
- Package includes spring-loaded gate latches on all internal gates



**\$48,910**

**PACKAGE DEAL**

### PRO

CODE: ASP2800PPRO

**23KG**

- Medium to high tensile strength. 350-450 MPa
- Top rail 53x35
- 5 lower rails 25NB pipe
- Pre galvanising 200 grams per sqm
- Visual block of 18%
- Package includes spring-loaded gate latches on all internal gates



**\$43,996**

**PACKAGE DEAL**

### INSTALLATION

Comprehensive site survey Installation of stockyards  
 Concrete supplied for post holes  
 Concrete pad area included for working area (6x3m)  
 Conditions apply. Please contact Arrowquip for more information

**\$33,781**

**PACKAGE DEAL**

Prices include GST. Freight charges apply. All images are for illustration purposes only. Errors and omissions excepted. Prices may have changed since the time of printing this book. Please check with an Arrowquip sales representative before confirming your order

**WE CAN HELP YOU WITH YOUR NEW OR EXISTING YARDS**



FREE CALL 1800 814 107 | [ARROWQUIP.COM.AU](http://ARROWQUIP.COM.AU)





# 3400 HEAD

THE ULTIMATE PROCESSING YARD



This yard is designed for functionality and versatility, making it the ultimate processing yard to suit your needs. With dual drench races, a three way draft and multiple diamond yards between pens, this yard is an efficient and effective solution for easier stock management.

System does not include the V-Express



# 3400 HEAD


## THE ULTIMATE PROCESSING YARD



### 180 Degree Curved Race

- 180 degree curved race
- Hock bars included to stop sheep from backing up
- 3/4 sheeting for the first two panels to draw sheep into the race

Product Code: 180CR



### Oblique Lane Twin Leadup Race

- Dual race for easy stock flow
- Swinging gate to sort into single file
- Width adjustment at each race bow
- 7.2 m long

Product Code: VEX2L

## YARD FEATURES

1371 m<sup>2</sup> footprint  
 2250 head working capacity (holds 3420)  
 15 pens  
 Bugle yard design

Flexible diamond pens  
 Dual drench race  
 Three-way adjustable draft module

### MASTER

CODE: ASP2200PMAS

#### 26KG

- Medium to high tensile strength steel. 350-450 MPa
- Top rail 64x44
- 5 lower rails 53x35
- Pre galvanising of 200 grams per sqm
- Package includes spring-loaded gate latches on all internal gates



**\$78,916 PACKAGE DEAL**

### PRO

CODE: ASP2200PPRO

#### 23KG

- Medium to high tensile strength. 350-450 MPa
- Top rail 53x35
- 5 lower rails 25NB pipe
- Pre galvanising 200 grams per sqm
- Visual block of 18%
- Package includes spring-loaded gate latches on all internal gates



**\$74,290 PACKAGE DEAL**

### INSTALLATION

Comprehensive site survey Installation of stockyards  
 Concrete supplied for post holes  
 Concrete pad area included for working area (6x3m)  
 Conditions apply. Please contact Arrowquip for more information

**\$49,652 PACKAGE DEAL**


Prices include GST. Freight charges apply. All images are for illustration purposes only. Errors and omissions excepted. Prices may have changed since the time of printing this book. Please check with an Arrowquip sales representative before confirming your order

WE CAN HELP YOU WITH YOUR NEW OR EXISTING YARDS

FREE CALL 1800 814 107 | ARROWQUIP.COM.AU



# SHEEP DRAFT MODULE



## ADJUSTABLE SHEEP DRAFT

- Adjustable draft
- Removable draft gates (so you can put a handler at the end of the sheeted V)
- Ergonomic handles
- 1 tumble gate
- 1500mm long draft gates
- Nearside or offside gate operation

Nearside operation Code: DMAS-NS  
 Offside operation Code: DMAS-OS



The adjustable sheeted sides restrict sideways movement, keeping the animals facing in one direction and single file.



The lift and swing tumble gate is positioned at the start of the draft to make it easy to start drafting.



Removable draft gates

The draft gates are 1500mm long and removable so that you can place a weighing crate or scanning device in this space.





**ARROWQUIP**

# SHEEP LOADING RAMPS



## 3.5M SHEEP LOADING RAMP

Product Code SLR35

3.5m loading ramp

- 600mm side sheeting so sheep can't slip a leg out the side and cause injury
- Ask about adding a level extension for easier loading and unloading



## 8m Adjustable Heavy Duty Sheep Ramp

Product Code SLR35

- Reaches 4th deck
- Includes 600mm wide walkway and handrail (complies with recent ramp standards)
- 900mm ramp width
- Adjustable side wings which meet the end of the truck
- Anti-slip ribbed flooring
- Extra heavy duty construction
- 1mtr high sides
- Safety lock catch
- Hand winch or (electric winch optional)



## 8m Adjustable Mobile Sheep Ramp

Product Code SLR35

- 8m Adjustable Mobile Sheep Ramp
- Includes 600mm wide walkway and handrail (complies with recent ramp standards)
- 900mm ramp width
- Adjustable side wings which meet the end of the truck
- Anti-slip ribbed flooring
- Extra heavy duty construction
- 1mtr high sides
- Safety lock catch
- Balloon tires and high clearance.



**WE CAN HELP YOU WITH YOUR NEW OR EXISTING YARDS**

FREE CALL 1800 814 107 | [ARROWQUIP.COM.AU](http://ARROWQUIP.COM.AU)

# SHEEP & GOAT CATCHER



## FEATURES

- Simple manual operation that securely holds sheep around the middle, immobilises them at a safe working height
- Catches animal securely around the belly
- Immobilises animal
- Simple, easy operation
- Great for crutching, foot paring, and more
- Removable entrance and exit gates
- Height adjustable
- HOLDS Sheep & Goats
- Add an optional floor so you can weigh your sheep

The simple manual operation catches the sheep or goat around the middle, allowing you to tip the animal and immobilise them at a safe working height.

CODE: SGCR  
DIMENSION: 1740mm(L) x 1110mm (W)  
WEIGHT: 112KG






**ARROWQUIP**

# PORTABLE SHEEPYARD

**EASY  
TURNKEY  
YARD  
SOLUTION**



**HOLDS UP TO 450 HEAD OF SHEEP  
WHEN WORKING WITH EXISTING FENCES**

Includes everything you need to take the yards to the sheep:

- panels
- race gates
- drafting trailer



Single lamb cradle code: LMC  
Star post bracket code: LMCSB

**BONUS:  
LAMB MARKING CRADLE +  
STARPOST BRACKET**

**PACKAGE DEAL!**

**\$8,070**

- Australian first grade, high tensile galvanised steel
- No-maintenance nylon bush gate hinges
- Makes marking easier and quicker (no mustering or abandoned lambs)


**WE CAN HELP YOU WITH YOUR NEW OR EXISTING YARDS**

FREE CALL 1800 814 107  [ARROWQUIP.COM.AU](http://ARROWQUIP.COM.AU)



# HORSE ROUND YARD

## 16 METRE TRAINING YARD



### YARD FEATURES


- 16 Metre diameter
- 23 Panels
- 1 High-bow gate

#### MASTER

CODE: HRY23MASTER

##### 61KG

- Medium to high tensile strength steel. 350-450 MPa
- 115x42 oval rail Visual block of 39%
- DuraGal pre-galvanising of 200 grams per sqm
- Package includes spring-loaded gate latches on all internal gates



**\$8,961**


**PACKAGE DEAL**

#### PRO

CODE: HRY23PRO

##### 39KG

- Medium to high tensile strength steel. 350-450 MPa
- 66x44 oval rail
- Visual block of 22%
- DuraGal pre-galvanising of 200 grams per sqm
- Package includes spring-loaded gate latches on all internal gate



**\$6,607**

**PACKAGE DEAL**

#### ELITE

CODE: HRY23ELITE

##### 25KG

- Low/medium tensile strength steel. 100 MPa
- 60x30 oval rail
- Visual block of 20%
- Pre-galvanising of 50 grams per sqm



**\$3,695**

**PACKAGE DEAL**

Prices include GST. Freight charges apply. All images are for illustration purposes only. Errors and omissions excepted. Prices may have changed since the time of printing this book. Please check with an Arrowquip sales representative before confirming your order




# SHADE SOLUTIONS

## SHADE SAIL KIT - 10X10M



## SHADE SAIL KIT - 10X20M



### BENEFITS OF SHADE

- Reduces heat stress on animals
- Increased comfort for operator
- Sun protection

#### SINGLE 10X10M

CODE: SSK1010  
 2 x 6m Posts, 2 x 5.5m Posts  
 Shade Sail & Straps  
 Tensioning Hardware & Bolt

#### PACKAGE DEAL

**\$7,307**

#### DOUBLE 10X20M

CODE: SSK2020  
 2 x 6m Posts, 2 x 5.5m Posts  
 Shade Sail & Straps  
 Tensioning Hardware & Bolt

#### PACKAGE DEAL

**\$11,630**



# RECENT CATTLE YARD PROJECTS



**AFQ55 Cobargo NSW**



**AFQ100 Culcairn NSW**



**AFQ140 Beef Buddy yard  
Quamma NSW**



**AFQ195 Maleny Qld**





**ARROWQUIP**

# **RECENT CATTLE YARD PROJECTS**



**S-Flow Cattle Yard  
Holbrook NSW**



**AFQ220 Yeppoon Qld**



**Fletcherview Research Station  
Charters Towers Qld**



**AFQ400 Goondiwindi Qld**

**WE CAN HELP YOU WITH YOUR NEW OR EXISTING YARDS**

FREE CALL 1800 814 107  [ARROWQUIP.COM.AU](http://ARROWQUIP.COM.AU)



# RECENT SHEEP YARD PROJECTS



**ASP1400 Goroke Vic**



**ASP1450 Bethungra**



**Custom Design  
Sheep Buddy Yard**



**ASP4000 Bothwell Tas**



# RECENT SHEEP YARD PROJECTS



**ASP1900 Coreen NSW**



**ASP2000 Cowra NSW**



**Sundown Pastoral Co NSW**



**Sheep Yards Deniliquin NSW**



# LIVESTOCK HANDLING

ARE YOU DOING IT CORRECTLY?



## Are you handling livestock correctly?

**Handling livestock the wrong way can cost you dearly.** Not only can it cause you to lose hours of your valuable time but also cost you through **reduced saleability** of your product. In recent studies, the stress imposed by **improper handling had a greater detrimental effect** on the animal's physiology than the stress of feed and water deprivation for the same length of time. Dark cutting alone costs the beef industry **\$36 Million a year**.

**Poorly designed livestock handling systems** are a key driver of improper handling and the leading cause of livestock-related workplace injuries. The most critical factors in these systems are **design, construction** and **operator safety**, all of which will lead to improper handling if not given the due attention.

### These are the three ways poor yard systems cause problems:

#### 1. Inefficient Stock Flow

First, poorly designed yard layouts prevent livestock from smoothly flowing through the system. Square yards, straight races, and traditional forcing yards all contribute to the inefficiency of a yard system. While straightforward rectangular designs might look good on paper, they go against the grain of natural animal behaviour. Livestock are calmed by **sweeping, curved movement** that makes them feel like they are returning to where they started. Changing a yard's layout from a square to a circular design has been proven to **dramatically increase efficiency**.



# LIVESTOCK HANDLING

ARE YOU DOING IT CORRECTLY?



## 2. Poor Construction

The second reason subpar yard systems cost you money is through poor construction. Lightly constructed yards with inferior materials can **increase animal and operator stress** because of poor lighting and visibility consideration, excess noise, and of course rust or related damage harming animals and operators. Stockyards are a **long-term investment** (50-100 years), and inferior construction will not only cost you in the day to day operation but also in the **lifetime cost** of maintaining and/or replacing inferior systems, which can be very expensive.

## 3. Lack of Safety

The third and most crucial way inferior yard systems will affect your operation is through a lack of safety. Low quality and poorly designed yards can become **serious safety risks** for both the livestock moving through and for the yard operators. Sharp features like protruding bolts or bent and broken low-quality panels can **cause physical harm**. Moreover, a poorly designed layout can disrupt animals' temperament, making them **dangerous to manage**. Additionally, a **lack of safety features**, like sliding draft gates, animal-free zones, or ratcheting force gates, can also **increase the risk** posed to those trying to manage the livestock.

**Thankfully, the majority of the problems are easily solved by better quality yard systems with attention to detail that optimises design.**



# LIVESTOCK HANDLING

## ARE YOU DOING IT CORRECTLY?



### Low-Stress Livestock Handling

When it comes to creating top-quality, well-designed yard systems, the Arrowquip team continually find themselves coming back to the same single point. This point, if taken care of during the design and manufacture of yard systems, will lead to better yards that make **livestock handling easier, quicker, smoother, and safer**. This point is at the core of every product and system we design and build, and is simple to understand;

### The more we can reduce the stress placed on livestock, the better.

This philosophy of creating products that facilitate low-stress livestock handling is the underlying core ideal beneath everything we do at Arrowquip.

By learning, researching and building upon existing knowledge about **natural animal behaviour**, it is possible to create systems that dramatically **reduce operator workload**, while **increasing overall efficiency**. This includes things like our patented **Bud Flow forcing yard**, simple additions like a sliding gate behind the crush, and an **excellent overall layout** that takes animal instinct into account.

# LIVESTOCK HANDLING

---

## GLOSSARY

### **Bugle Yard Design** | Increases Efficiency and Ease-of-Use

A bugle yard layout increases efficiency and ease-of-use by funnelling animals towards their destination smoothly and quickly.

### **Curved Race** | Increases Efficiency

A curved race is a simple yet effective way of ensuring the livestock move smoothly and efficiently through the race.

### **Drafting Pound** | Increases Ease-of-Use

A central drafting pound increases the functionality of a yard by providing a variety of options for movement to and from pens.

### **Cattle-Free Zone** | Increases Safety

A cattle-free zone beside the crush ensures that the yard equipment can be operated safely and without worry.

### **Sliding Gate Before Crush** | Increases Efficiency and Ease-of-Use

The addition of a sliding gate directly before a crush prevents cattle from backing up the race and 'concertinaing'.

### **Diamond Yards/Pens** | Increases Efficiency and Ease-of-Use

Diamond yards increase the overall yard efficiency by offering an accessible route for movement between adjacent and diagonal yards.

### **Bud Flow Forcing Yard** | Increases Efficiency, Ease-of-Use and Safety

The Bud Flow forcing yard uses cattle's natural behaviour to make what could be a stressful situation into a smooth and efficient 1-person task. The ratcheting crowd gate also increases operator safety.

### **S-Flow Forcing Yard** | Increases Efficiency, Ease-of-Use, and Safety

The S-Flow forcing yard is based on a Temple Grandin design. Cattle flow through the system naturally as there are no visual barriers ahead.

### **Multi-Way Drafts** | Increase Efficiency

Multi-way drafting modules after the crush, up to five ways, increase efficiency and allow for easy sorting and management of cattle.





**ARROWQUIP**

Current as of 1<sup>st</sup> of May 2021, valid until 30<sup>th</sup> of June, 2021.